



***PRODUCT
CATALOG***



About us

IDK Corporation is headquartered in Kanagawa Japan with sales, fulfillment and service operations in USA, Europe and Asia. For over 30 years, our market leadership in Japan has emerged from our commitment to exceptional product quality and by putting our customers first-always.

IDK delivers world-class, state-of-the-art ProAV solutions for use in corporate, educational, entertainment, healthcare, retail, and government applications.

IDK strives to contribute to a more efficient, prosperous, effective and enjoyable planet with the highest-quality ProAV products. Our signal management solutions portfolio includes native-signal digital multi-switchers, AV over IP, signal extenders and signal splitters. These products enable our customers to create, control, monitor and manage their audiovisual systems.

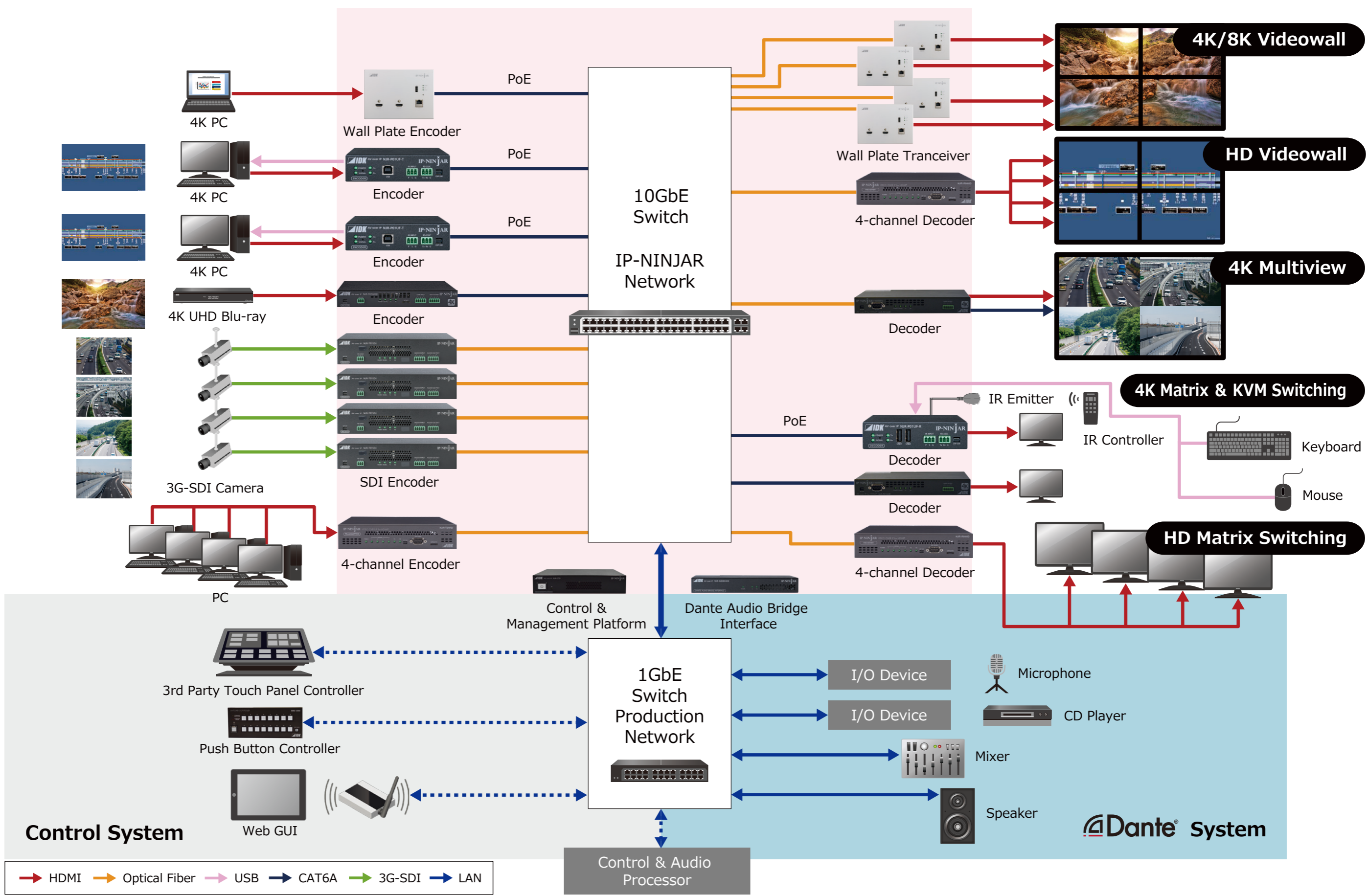
As your trusted ProAV solutions partner, IDK is also committed to our environment. The entire IDK organization supports our social responsibility policy and we are continually conducting activities based on the 3R's; Reduce, Reuse, and Recycle.

We are proud of the fact that all IDK products are designed, manufactured, tested and evaluated at our own facilities in JAPAN. The cost effectiveness and high degree of functionality of our "Japanese Quality Products" enables our enduring presence as the ProAV equipment leader; both in Japan and now, internationally.



Table of Contents

About us		P.1
Table of Contents		P.2
Features	IP-NINJAR Topic	P.3-6
AV over IP	NJR-P01UF / NJR-P01UC	P.7
	NJR-P01UFW-TR / NJR-P01UCW-TR	P.7
	NJR-P01UFW-T / NJR-P01UCW-T	P.8
	NJR-P01UFR-R	P.8
	NJR-01UHD / NJR-01UHD-CAT	P.9
	NJR-W01UHD	P.9
	NJR-T01SDI	P.10
	NJR-04HD	P.10
	NJR-AB08DAN	P.11
	NJR-CTB	P.11
NJR-L01UC	P.12	
Digital Multi Switchers	MSD Series Selection guide	P.13
	MSD-V4 Series	P.14
	MSD-V6 Series	P.15
	MSD-V6 Series I/O boards	P.16
	MSD-S5 Series	P.17
	MSD-S7 Series	P.17
	MSD-701AMP	P.18
	MSD-62 Series	P.19
MSD-402	P.20	
Aspect Ratio Control	Aspect Ratio Control	P.20
Modular Matrix Switchers	FDX-S08U	P.21
	FDX-S16U	P.22
	FDX-S32U	P.23
	FDX-S64U	P.24
	FDX-S Series I/O boards	P.25
Extenders	HDC-S01U	P.26
	HDC-H100	P.26
	HDC-TH200	P.27
	HDC-TH100WP	P.27
	HDC-TH100WPJ	P.28
	HDC-TR121UHD	P.28
	HDC-TH221UHD / HDC-TH421UHD	P.29
	HDC-RH221UHD / HDC-RH421UHD	P.29
	HDC-P1502	P.30
COS-100HD	P.30	
Distribution Amplifiers	VAC-S Series	P.31
Others	IMP-S Series	P.32
	ICP-401UHD	P.33
	DFS-01UHD	P.33
	IFC-V21U	P.34
	UHDS-01	P.34
	DDC-03UHD	P.35
	PRV-100	P.35
	PD-S15	P.36
PDU-1209	P.36	
Controllers	SWC-2000	P.37
	iq System	P.37
Standard Resolutions	Standard Resolutions	P.38
Mounting Hardware	Rack Mounting Hardware	P.39-42



→ HDMI
 → Optical Fiber
 → USB
 → CAT6A
 → 3G-SDI
 → LAN

Features
 Features
 AV over IP
 Multi Switchers
 Aspect Ratio Control
 Modular Matrix Switchers
 Extenders
 Distribution Amplifiers
 Others
 Controllers
 Standard Resolutions
 Mounting Hardware

Features
 Features
 AV over IP
 Multi Switchers
 Aspect Ratio Control
 Modular Matrix Switchers
 Extenders
 Distribution Amplifiers
 Others
 Controllers
 Standard Resolutions
 Mounting Hardware

4K@60 HDMI Encoder/Decoder (Optical model)/(CAT model) | NJR-P01UF/NJR-P01UC



The NJR-P01U is an AV over IP solution for high definition signal transmission via fiber optic cables or category cables. This 4K solution leverages 10 Gb Ethernet switches and enables signal management of 4K@60 (4:4:4) signals with zero latency. USB HID class is also supported for KVM extension application. Additionally, via the NJR-P01U, the NJR-CTB can be controlled using an IR cable (IR-P01-R) and recommended remote controller. The NJR-P01U features LAN/RS-232C bidirectional communication. The NJR-P01UC can be powered from PoE-supported 10 GbE switch over a Category cable; this feature eliminates the need for AC adapter. This product can be used in combination with IDK's other SDVoE supported products.



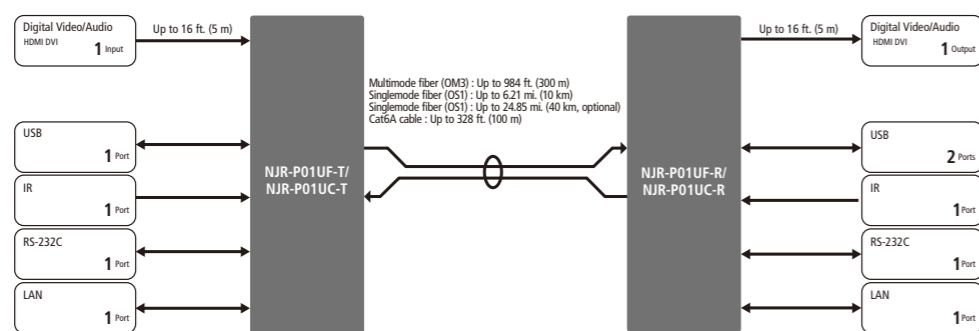
Models

Model Number	Type
NJR-P01UF-T-MM/NJR-P01UF-R-MM	Multimode fiber
NJR-P01UF-T-SM/NJR-P01UF-R-SM	Singlemode fiber
NJR-P01UF-T-SM40/NJR-P01UF-R-SM40	Singlemode fiber
NJR-P01UC-T/NJR-P01UC-R	Category cable

Features

Video	<ul style="list-style-type: none"> Up to 4K@60 (4:4:4) • HDCP 1.4/2.2 • HDR • Transmission distances Fiber optic cable (NJR-P01UF-T-MM/SM, NJR-P01UF-R-MM/SM) Multimode fiber (OM3) : Up to 984 ft. (300 m) Singlemode fiber (OS1) : Up to 6.21 mi. (10 km) (Up to 24.85 mi. (40 km, optional)) Category cable (NJR-P01UC-T, NJR-P01UC-R) Cat6A : Up to 328 ft. (100 m)
Communication	<ul style="list-style-type: none"> Bidirectional RS-232C • LAN • USB HID class
Network	<ul style="list-style-type: none"> 10 GbE switch allows: extension, distribution, matrix switching, videowall, and multiview IP-NINJAR encoders and decoders can easily be added and replaced Preset controls that are registered in the NJR-CTB can be executed using an IR cable (IR-P01-R) and recommended remote controller.
Others	<ul style="list-style-type: none"> EDID emulation • DDC buffer • Connection Reset • PoE power supplied (PD) (NJR-P01UC-T, NJR-P01UC-R)

Connection Diagram



4K@60 Wallplate HDMI Transceiver (Optical model)/(CAT model) | NJR-P01UFW-TR/NJR-P01UCW-TR



The NJR-P01UFW-TR and NJR-P01UCW-TR are a wallplate type transceiver for transmitting and receiving 4K@60 HDMI signals simultaneously over a 10GbE AV over IP network via fiber optic cables or twisted pair cable. Bidirectional RS-232C communication, LAN, USB (HID) data can be carried over the same fiber optic cable or twisted pair cable for extension. The NJR-P01UCW-TR is PoE enabled and can draw its power directly from a PoE supported 10GbE network switch which eliminates the need for a separate or external power supply. This product can be used in combination with IDK's other SDVoE supported products.



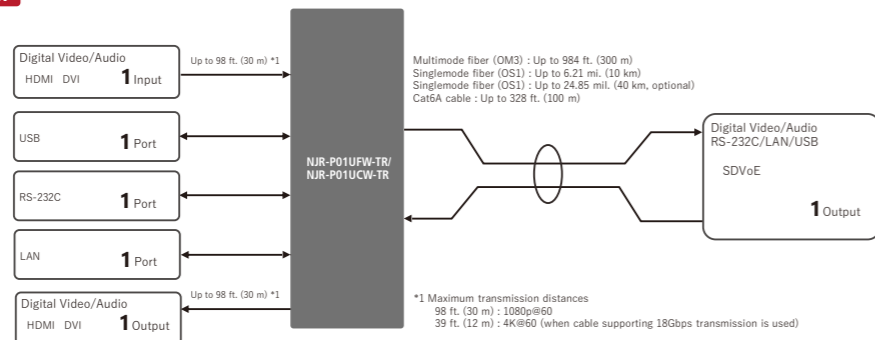
Models

Model Number	Type
NJR-P01UFW-TR-MM	Multimode fiber
NJR-P01UFW-TR-SM	Singlemode fiber
NJR-P01UFW-TR-SM40	Singlemode fiber
NJR-P01UCW-TR	Category cable

Features

Video	<ul style="list-style-type: none"> Up to 4K@60 (4:4:4) • HDCP 1.4/2.2 • HDR • Transmission distances Fiber optic cable (NJR-P01UFW-TR-MM/SM) Multimode fiber (OM3) : Up to 984 ft. (300 m) Singlemode fiber (OS1) : Up to 6.21 mi. (10 km) (Up to 24.85 mi. (40 km, optional)) Category cable (NJR-P01UCW-TR) Cat6A : Up to 328 ft. (100 m)
Communication	<ul style="list-style-type: none"> Bidirectional RS-232C • LAN • USB HID class
Network	<ul style="list-style-type: none"> 10 GbE switch allows: extension, distribution, matrix switching, videowall, and multiview Controllable through network using NJR-CTB IP-NINJAR encoders and decoders can easily be added and replaced
Others	<ul style="list-style-type: none"> EDID emulation • DDC buffer • Connection Reset • PoE power supplied (PD) (NJR-P01UCW-TR)

Connection Diagram




*1 Maximum transmission distances
98 ft. (30 m) : 1080p@60
39 ft. (12 m) : 4K@60 (when cable supporting 18Gbps transmission is used)

4K@60 Wallplate HDMI Encoder (Optical model)/(CAT model) | NJR-P01UFW-T/NJR-P01UCW-T



The NJR-P01UFW-T and NJR-P01UCW-T are an AV over IP wallplate encoder for high definition signal transmission via fiber optic cables or category cables. This 4K solution leverages 10 Gb Ethernet switches and enables signal management of 4K@60 (4:4:4) signals with zero latency. The NJR-P01UFW-T and NJR-P01UCW-T features LAN/RS-232C bidirectional communication, LAN transmission, and KVM extension. The NJR-P01UCW-T can be powered from PoE-supported 10 GbE switch over a Category cable; this feature eliminates the need for AC adapter. This product can be used in combination with IDK's other SDVoE supported products.



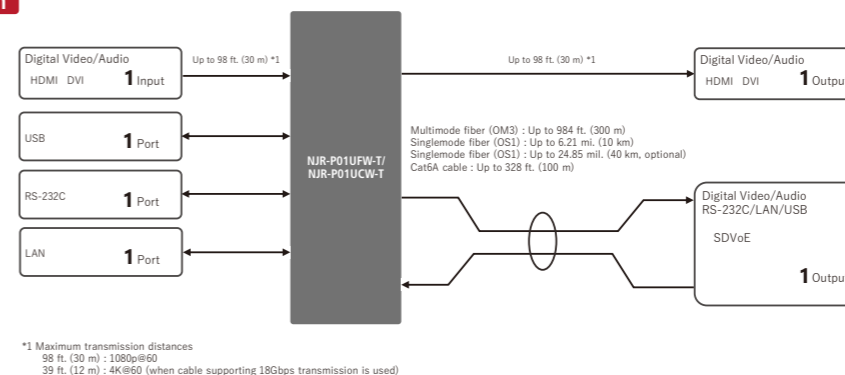
Features

Video	<ul style="list-style-type: none"> Up to 4K@60 (4:4:4) • HDCP 1.4/2.2 • HDR • Transmission distances Fiber optic cable (NJR-P01UFW-T-MM/SM) Multimode fiber (OM3) : Up to 984 ft. (300 m) Singlemode fiber (OS1) : Up to 6.21 mi. (10 km) (Up to 24.85 mi. (40 km, optional)) Category cable (NJR-P01UCW-T) Cat6A : Up to 328 ft. (100 m)
Communication	<ul style="list-style-type: none"> Bidirectional RS-232C • LAN • USB HID class
Network	<ul style="list-style-type: none"> 10 GbE switch allows: extension, distribution, matrix switching, videowall, and multiview Controllable through network using NJR-CTB IP-NINJAR encoders and decoders can easily be added and replaced
Others	<ul style="list-style-type: none"> EDID emulation • DDC buffer • Connection Reset • PoE power supplied (PD) (NJR-P01UCW-T)

Models

Model Number	Type
NJR-P01UFW-T-MM	Multimode fiber
NJR-P01UFW-T-SM	Singlemode fiber
NJR-P01UFW-T-SM40	Singlemode fiber
NJR-P01UCW-T	Category cable

Connection Diagram



*1 Maximum transmission distances
98 ft. (30 m) : 1080p@60
39 ft. (12 m) : 4K@60 (when cable supporting 18Gbps transmission is used)

4K@60 HDMI Decoder, Rugged Chassis | NJR-P01UFR-R



The NJR-P01UFR-R is an AV over IP decoder for long-haul HDMI signal transmission via fiber optic cables. HDMI video signals can be transmitted at resolutions up to 4K@60 (4:4:4) and supports HDCP 2.2 encryption. LAN transmission is also supported. The decoder incorporates robust Neutrik connectors and a ruggedized chassis to accommodate event/staging market needs. This product can be used in combination with IDK's other SDVoE supported products.



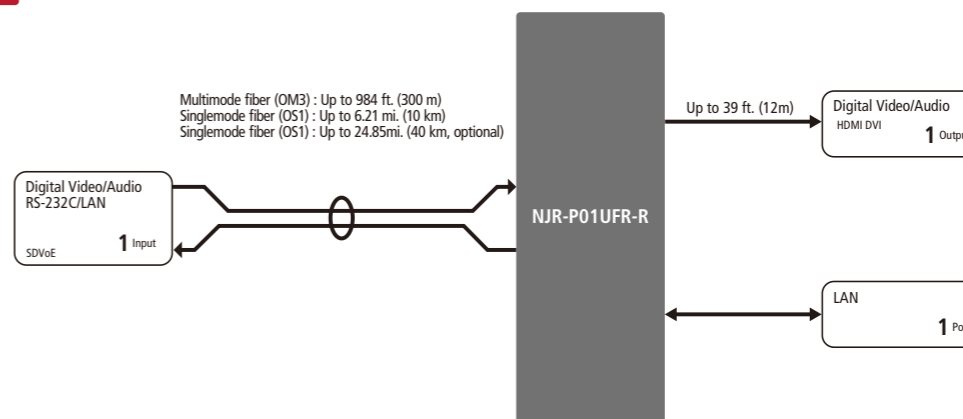
Models

Model Number	Fiber Type
NJR-P01UFR-R-MM	Multimode
NJR-P01UFR-R-SM	Singlemode
NJR-P01UFR-R-SM40	Singlemode

Features

Video	<ul style="list-style-type: none"> Up to 4K@60 (4:4:4) • HDCP 1.4/2.2 • HDR • Transmission distances Multimode fiber (OM3) : Up to 984 ft. (300 m) Singlemode fiber (OS1) : Up to 6.21 mi. (10 km) (up to 24.85 mi. (40 km, optional))
Communication	<ul style="list-style-type: none"> LAN
Network	<ul style="list-style-type: none"> 10 GbE switch allows; extension, distribution, matrix switching, videowall, and multiview Controllable through network using NJR-CTB
Others	<ul style="list-style-type: none"> DDC buffer • Connection Reset • Neutrik's robust connector with locking mechanism and rugged and lightweight chassis • Fanless (No fan noise)

Connection Diagram



4K@60 HDMI Encoder/Decoder (Optical model)/(CAT model) | NJR-01UHD/NJR-01UHD-CAT 4K ULTRA HD

The NJR-01UHD is an AV over IP solution for high definition signal transmission via fiber optic cables or category cables. This 4K solution leverages 10 Gb Ethernet switches and enables signal management of 4K@60 (4:4:4) signals with zero latency. RS-232C bidirectional communication and LAN transmission are also supported. This product can be used in combination with IDK's other SDVoE supported products.



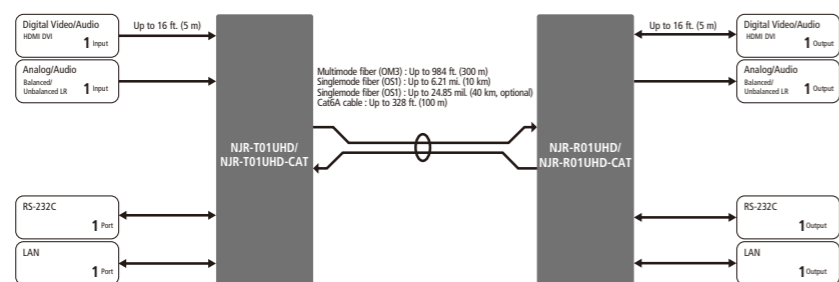
Features

Video	<ul style="list-style-type: none"> Up to 4K@60 (4:4:4) •HDCP 1.4/2.2 •HDR •Local monitor output Transmission distances <ul style="list-style-type: none"> Fiber optic cable (NJR-T01UHD-MM/SM, NJR-R01UHD-MM/SM) Multimode fiber (OM3): Up to 984 ft. (300 m) Singlemode fiber (OS1): Up to 6.21 mi. (10 km), 24.85 mi. (40 km) (Optional) Category cable (NJR-T01UHD-CAT, NJR-R01UHD-CAT) Cat6A : Up to 328 ft. (100 m)
Audio	•De-embedding
Communication	•Bidirectional RS-232C •LAN
Network	<ul style="list-style-type: none"> 10 GbE switch allows: extension, distribution, matrix switching, videowall, and Multiview Controllable through network using NJR-CTB IP-NINJAR encoders and decoders can easily be added and replaced
Others	•EDID emulation •DDC buffer •Connection Reset •AC adapter with locking mechanism

Models

Model Number	Type
NJR-T01UHD-MM/NJR-R01UHD-MM	Multimode fiber
NJR-T01UHD-SM/NJR-R01UHD-SM	Singlemode fiber
NJR-T01UHD-SM40/NJR-R01UHD-SM40	Singlemode fiber
NJR-T01UHD-CAT/NJR-R01UHD-CAT	Category cable

Connection Diagram



4K@60 HDMI Encoder/Decoder, Rugged Chassis | NJR-W01UHD 4K ULTRA HD

The NJR-W01UHD is a point-to-point AV over IP solution for high definition signal extension via fiber optic cables. This IP-NINJAR model employs Neutrik's robust connector and rugged and lightweight chassis to accommodate event/staging market needs.

The NJR-W01UHD leverages 10 Gb Ethernet switches to control 4K@60 (4:4:4) signals with zero frame latency.

RS-232C bidirectional communication and LAN transmission are also supported.

Combined with the NJR-R04HD, 4K@60(4:4:4) signal that is sent from the NJR-TW01UHD can be divided into four 1080p@60 signals and be displayed on sink devices. When using the NJR-T04HD and the NJR-RW01UHD together, four ports' 1080p@60 signals that is sent from the NJR-T04HD can be displayed as 4K@60(4:4:4) signals on a sink device.

This product can be used in combination with IDK's other SDVoE supported products.



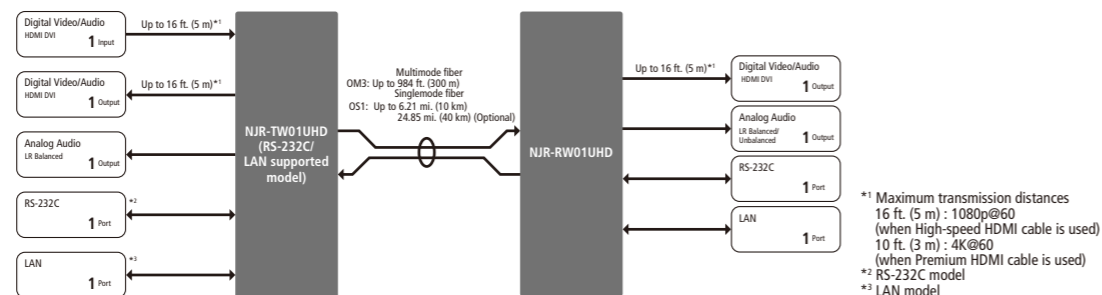
Features

Video	<ul style="list-style-type: none"> Up to 4K@60 (4:4:4) •HDCP 1.4/2.2 •HDR •Local monitor output Transmission distances <ul style="list-style-type: none"> Multimode fiber (OM3): Up to 984 ft. (300 m) Singlemode fiber (OS1) : Up to 6.21 mi. (10 km), 24.85 mi. (40 km, optional)
Audio	•De-embedding
Communication	<ul style="list-style-type: none"> Bidirectional RS-232C for NJR-TW01UHD (RS-232C supported model) and NJR-RW01UHD LAN for NJR-TW01UHD (LAN supported model) and NJR-RW01UHD
Network	<ul style="list-style-type: none"> 10 GbE switch allows: extension, distribution, matrix switching, videowall, and multiview Controllable through network using NJR-CTB IP-NINJAR encoders and decoders can easily be added and replaced
Others	•EDID emulation •DDC buffer •Connection Reset •Neutrik's robust connector with locking mechanism and rugged and lightweight chassis •Fanless (No fan noise)

Models

Model Number	Encoder Type	Fiber Type
NJR-TW01UHD-MM-LAN/NJR-RW01UHD-MM	LAN	Multimode
NJR-TW01UHD-MM-232/NJR-RW01UHD-MM	RS-232C	Multimode
NJR-TW01UHD-SM-LAN/NJR-RW01UHD-SM	LAN	Singlemode
NJR-TW01UHD-SM-232/NJR-RW01UHD-SM	RS-232C	Singlemode
NJR-TW01UHD-SM40-LAN/NJR-RW01UHD-SM40	LAN	Singlemode
NJR-TW01UHD-SM40-232/NJR-RW01UHD-SM40	RS-232C	Singlemode

Connection Diagram



*1 Maximum transmission distances
16 ft. (5 m) : 1080p@60 (when High-speed HDMI cable is used)
10 ft. (3 m) : 4K@60 (when Premium HDMI cable is used)
*2 RS-232C model
*3 LAN model

3G/HD/SD-SDI Encoder | NJR-T01SDI

The NJR-T01SDI is a 3G/HD/SD-SDI input-compliant AV over IP encoder. It transmits SDI input signals and audio for a long-haul transmission over fiber optic cables. The NJR-T01SDI features local monitor output which enables video recording and preview output using an HDMI monitor. It also offers RS-232C bidirectional communication and 1G network transmission. This product can be used in combination with IDK's other SDVoE supported products.

Features

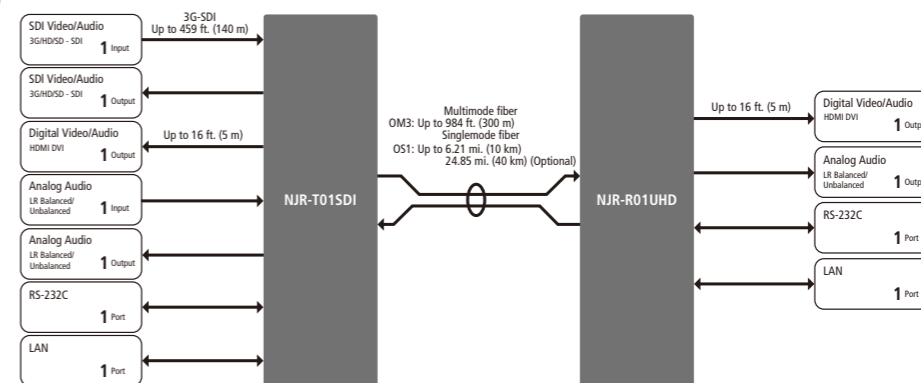
Video	<ul style="list-style-type: none"> Up to 1080p •3G/HD/SD-SDI input Local monitor output Transmission distances <ul style="list-style-type: none"> Multimode fiber (OM3): Up to 984 ft. (300 m) Singlemode fiber (OS1): Up to 6.21 mi. (10 km), 24.85 mi. (40 km) (Optional) BELDEN 1694A (RG-6) : Up to 459 ft. (140 m), 3G-SDI
Audio	•De-embedding
Communication	•Bidirectional RS-232C •LAN
Network	<ul style="list-style-type: none"> 10 GbE switch allows: extension, distribution, matrix switching, videowall, and multiview Controllable through network using NJR-CTB IP-NINJAR encoders and decoders can easily be added and replaced
Others	•AC adapter with locking mechanism



Models

Model Number	Fiber Type
NJR-T01SDI-MM	Multimode
NJR-T01SDI-SM	Singlemode
NJR-T01SDI-SM40	Singlemode

Connection Diagram



4-channel HDMI Encoder/Decoder | NJR-04HD

The NJR-T04HD (encoder)/NJR-R04HD (decoder) is a 4-port HDMI AV over IP device with built-in scan converter.

This extender transmits 4-channel HDMI signal over one duplex fiber cable, and it supports RS-232C bidirectional communication and LAN transmission.

The NJR-T04HD/NJR-R04HD can be used as a 4-input and 4-output matrix switcher or splitter. One NJR-R04HD can configure videowall with 4 or fewer displays and multiple NJR-R04HDs enable videowall with larger number of displays using the sync function.

This product can be used in combination with IDK's other SDVoE supported products.

Features

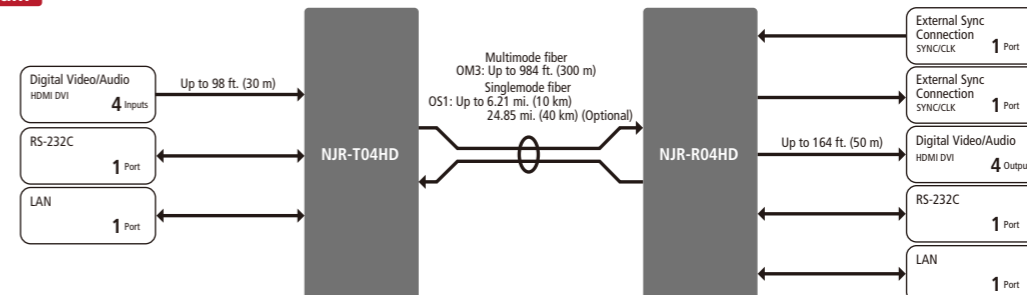
Video	<ul style="list-style-type: none"> Up to 1080p/QWXGA (Reduced Blanking) •HDCP 1.4 Automatic input signal equalization <ul style="list-style-type: none"> Input : Up to 98 ft. (30 m) (NJR-T04HD) Output: Up to 164 ft. (50 m) (NJR-R04HD) Motion adaptive interlaced/progressive conversion Matrix switching •Output up to four sink devices from an NJR-R04HD Scan conversion •Aspect ratio control Transmission distances <ul style="list-style-type: none"> Multimode fiber (OM3): Up to 984 ft. (300 m) Singlemode fiber (OS1) : Up to 6.21 mi. (10 km), 24.85 mi. (40 km) (Optional)
Audio	•Lip Sync (NJR-R04HD)
Communication	•Bidirectional RS-232C •LAN
Network	<ul style="list-style-type: none"> 10 GbE switch allows: extension, distribution, matrix switching, videowall, and multiview Controllable through network using NJR-CTB IP-NINJAR encoders and decoders can easily be added and replaced
Others	•EDID emulation •DDC buffer •Connection Reset •AC adapter with locking mechanism



Models

Model Number	Fiber Type
NJR-T04HD-MM	Multimode
NJR-R04HD-MM	Multimode
NJR-T04HD-SM	Singlemode
NJR-R04HD-SM	Singlemode
NJR-T04HD-SM40	Singlemode
NJR-R04HD-SM40	Singlemode

Connection Diagram



Dante Audio Bridge Interface | NJR-AB08DAN

The NJR-AB08DAN transcodes audio signal directly between the IP-NINJAR and Dante protocol environments. Audio signal transport is enabled from NJR encoders to Dante devices and from Dante device to NJR decoders. The NJR-AB08DAN can receive up to four audio streams from IP-NINJAR encoders and output up to eight channels in Dante protocol. The bridge can also accept up to 8-channel audio from Dante sources, outputting IP-NINJAR protocol in up to four audio streams. Audio can be set from the NJR-CTB. This product can be used in combination with IDK's other SDVoE supported products.

Features

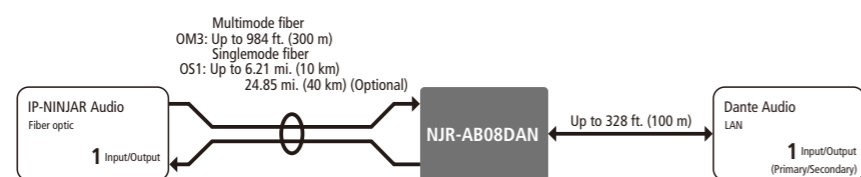
Audio	<ul style="list-style-type: none"> Transcoding audio signal between IP-NINJAR and Dante protocols Receiving up to four (4) audio streams from IP-NINJAR encoders and outputting as Dante protocol up to eight (8) channels Receiving up to 8-channel Dante audio from Dante devices and outputting as IP-NINJAR protocol up to four (4) audio streams Dante audio can be embedded to HDMI signal at IP-NINJAR decoder Dante audio can be de-embedded to analog audio signal at IP-NINJAR decoder
Network	<ul style="list-style-type: none"> Controllable through network using NJR-CTB



Models

Model Number	Fiber Type
NJR-AB08DAN-MM	Multimode
NJR-AB08DAN-SM	Singlemode
NJR-AB08DAN-SM40	Singlemode

Connection Diagram



IP-NINJAR Management Platform | NJR-CTB

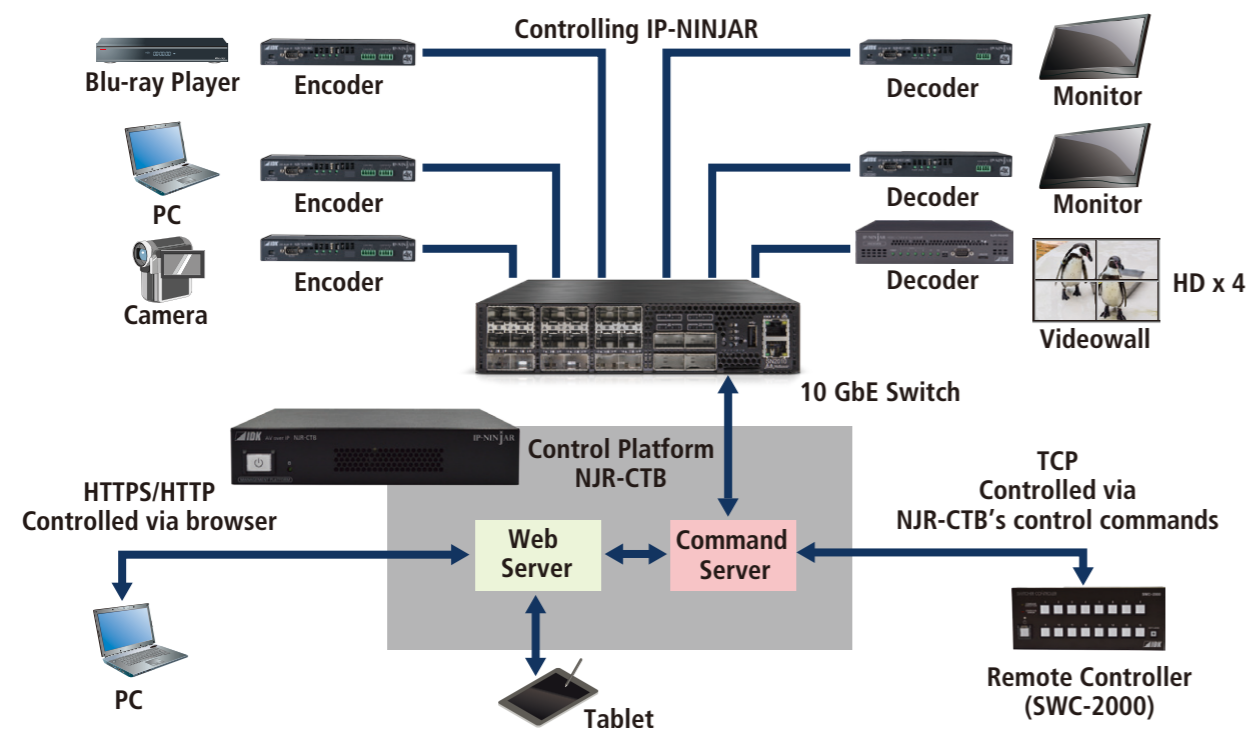
The NJR-CTB is the control management box for the IP-NINJAR product family. This device provides system wide monitoring and ability to control video switching, videowall and multi-viewer configuration, and much more via the built-in web interface or 3rd party controller. This product can be used in combination with IDK's other SDVoE supported products.

Features

Management	<ul style="list-style-type: none"> Recognizing IP-NINJAR products automatically and assigning channels Naming units, tag registration, and virtual matrix for management Videowall and Multiview can be configured readily
Control input	<ul style="list-style-type: none"> WEB browser control - No need to install software Controlled from external devices using control commands
Control output	<ul style="list-style-type: none"> Sending control commands to external devices
Others	<ul style="list-style-type: none"> AC adapter with locking mechanism



Application Example



4K@60 HDMI Encoder/Decoder | NJR-L01UC



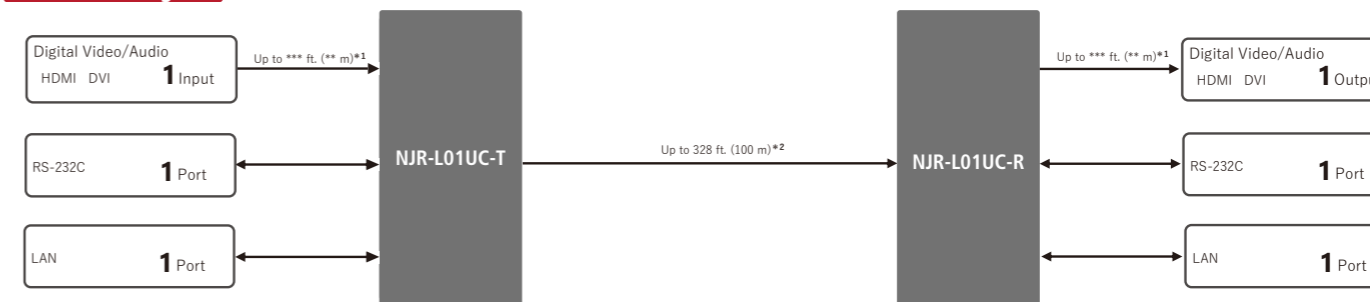
The NJR-L01UC-T(Encoder)/NJR-L01UC-R(Decoder) is an AV over IP encoder/decoder set for transmitting HDMI signals up to 328 ft. (100 m) over twisted pair cable (CAT6A). The NJR supports video resolutions up to 4K@60 (4:4:4), and is HDCP 2.2 compliant. The NJR-L01UC-T/NJR-L01UC-R can be used in combination with IDK's other SDVoE supported products.

Features

Video	<ul style="list-style-type: none"> Up to 4K@60 (4:4:4) HDCP 1.4/2.2 HDR Maximum extension distance of category cable 328 ft. (100m): 4K@60 (4:4:4) (When CAT6A cable is used) HDMI maximum distances:TBD: 4K@60 (4:4:4) (When cable supporting 18 Gbps transmission is used)TBD: 1080p@60
Communication	<ul style="list-style-type: none"> Bidirectional RS-232C LAN
Others	<ul style="list-style-type: none"> EDID emulation DDC buffer Connection Reset



Connection Diagram



*1 Maximum transmission distances
 *** ft. (** m): 1080p@60
 *** ft. (** m) : 4K@60 (when cable supporting 18 Gbps transmission is used)

*2 Maximum transmission distances
 328 ft. (100 m) : 4K@60 (when Cat6A STP cable is used)


Model	Video													
	Resolution			HDCP		SDVoE		HDBaseT			Analog	Bitmap	Automatic switching	PinP
	4K@60 (4:4:4)	4K@30	1080p	2.2	1.4	Input	Output	Input	Output	PoH	Input			
MSD-V6 Series	MSD-V6UF	○	○	○	○	○	△	○	-	-	-	○	○	○
	MSD-V6UC	○	○	○	○	○	△	○	-	-	-	○	○	○
	MSD-V6UT	○*	○	○	○	○	-	-	△	○	Input: ○ Output: -	○	○	○
MSD-V4 Series	MSD-V4U	○	○	○	○	○	-	-	-	-	-	○	○	○
	MSD-V4UC	○	○	○	○	○	-	○	-	-	-	○	○	○
	MSD-V4UT	○*	○	○	○	○	-	-	○	Output: -	-	○	○	○
MSD-S5 Series	-	-	○	-	○	-	-	-	○	Output: -	○	○	○	○
MSD-S7 Series	-	-	○	-	○	-	-	-	○	Output: -	○	○	○	○
MSD-701AMP	-	-	○	-	○	-	-	○	○	Input: ○ Output: -	○	-	○	○
MSD-62 Series	-	○	○	-	○	-	-	○	○	Input: ○ Output: -	○	-	○	○
MSD-402	-	-	○	-	○	-	-	○	○	-	-	-	○	○

*HDBaseT output up to 4K@60 (4:2:0).

Model	Video				Audio						Control			
	Seamless switching	Connection reset	Anti storm	Signal	Power Amp	DSP	Lip Sync	Web GUI	Control IN			LAN Through		
									LAN RS-232C	Contact Closure	LAN RS-232C			
MSD-V6 Series	MSD-V6UF	○	○	○	○	○	△	-	-	○	○	○	○	○
	MSD-V6UC	○	○	○	○	○	△	-	-	○	○	○	○	○
	MSD-V6UT	○	○	○	○	○	△	-	-	○	○	○	○	○
MSD-V4 Series	MSD-V4U	○	○	○	○	-	-	-	-	○	○	○	○	-
	MSD-V4UC	○	○	○	○	-	-	-	-	○	○	○	○	○
	MSD-V4UT	○	○	○	○	-	-	-	-	○	○	○	○	○
MSD-S5 Series	○	○	○	○	-	-	-	-	○	○	○	○	○	○
MSD-S7 Series	○	○	○	○	-	-	-	-	○	○	○	○	○	○
MSD-701AMP	○	○	○	○	○	○	-	○	○	○	○	○	○	○
MSD-62 Series	○	○	○	○	○	○	Input: - Output: △	-	-	○	○	○	○	○
MSD-402	○	○	○	Input: - Output: ○	Input: - Output: ○	-	-	-	-	○	-	-	-	○

○ :compatible - :incompatible △ :option

The MSD-V4 series is a digital presentation switcher with built-in scalars and scan converters capable of sending and receiving UHD video resolutions. With four (4) HDMI/DVI video inputs, the series can accept a wide variety of video formats. Input video signals are output as HDMI signals at up to 4K@60 (4:4:4). The MSD-V41UC/V42UC and MSD-V41UT/V42UT distribute signals in HDMI format and either 10GbE (IP-NINJAR protocol) or HDBaseT simultaneously. With four (4) HDMI and one (1) analog audio inputs, input audio signals are distributed in digital audio and analog audio simultaneously. The MSD-V4 series can be configured remotely using RS-232C or LAN. External devices can be controlled via RS-232C, LAN, CEC, or contact closure by registering control commands.



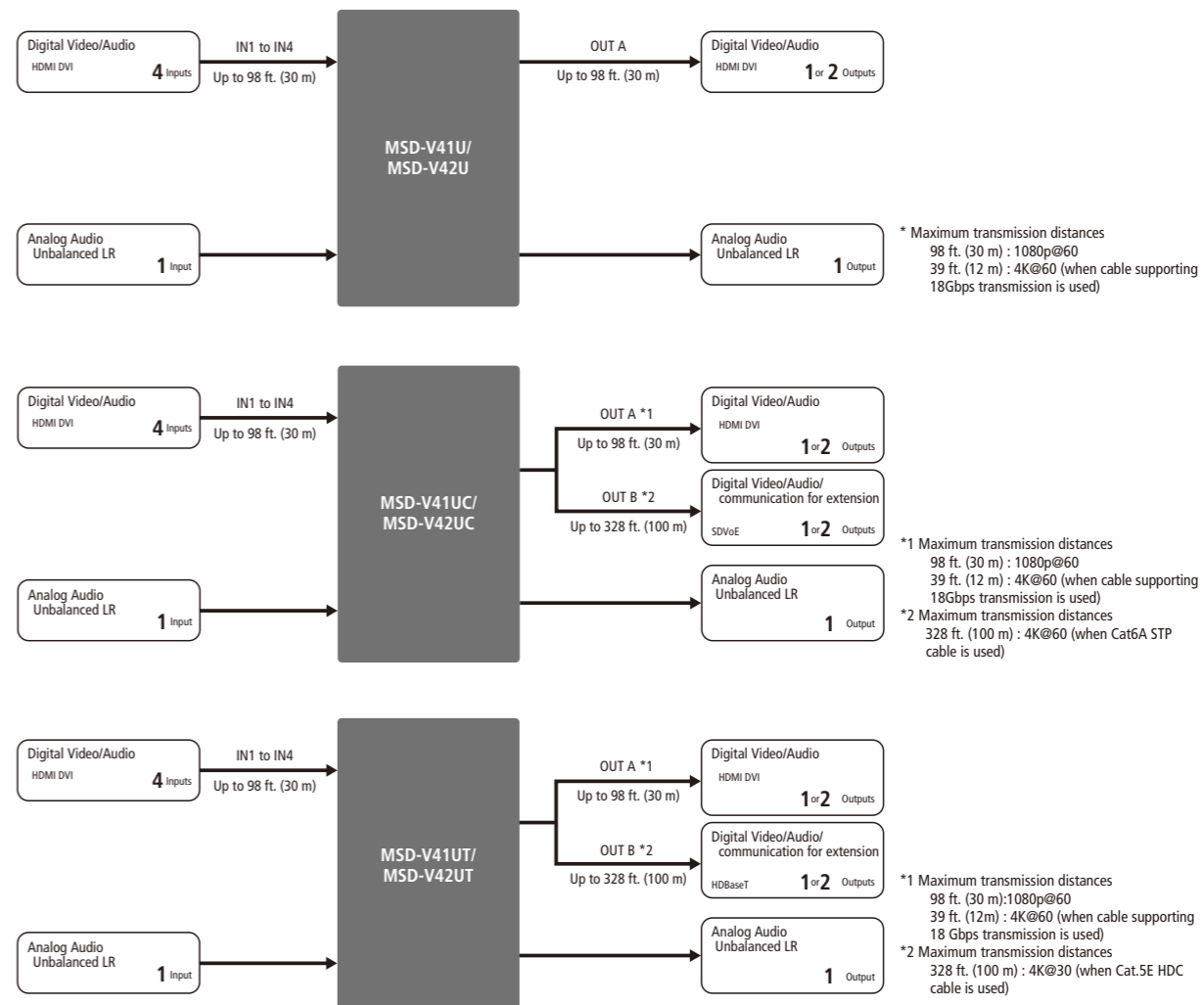
Features

Video	<ul style="list-style-type: none"> Up to 4K@60 (4:4:4) •HDCP 1.4/2.2 Scan conversion •Aspect ratio control Seamless switching with one black frame Each video output OFF •Anti-snow Two video combinations: PinP and side-by-side •Overlay bitmap Transmission distances SDVoE : Up to 328 ft. (100 m) 4K@60 (4:4:4) over CAT6A cable HDBaseT: Up to 328 ft. (100 m) 4K@60 (4:2:0) over CAT.5E HDC/CAT5e/ CAT6A STP cable
Audio	<ul style="list-style-type: none"> A/D, D/A conversion •Volume adjustment (Input/Output) embedding/de-embedding •Audio Downmix •Lip Sync •Test tone
Control input	<ul style="list-style-type: none"> RS-232C •LAN
Control output	<ul style="list-style-type: none"> Control command output (e.g. controlling projectors) via RS-232C/LAN PJLink •CEC (Control sink device power) •Contact closure
Others	<ul style="list-style-type: none"> EDID emulation •WEB browser control Audio breakaway for independent audio and video switching Automatic input channel switching •Crosspoint memory •Preset memory Last memory •Pattern memory •Button security lockout •System check Standby switch •Anti storm •Connection Reset •Security lock Power standby

Models

Model Number	Digital input	HDMI output	SDVoE output	HDBaseT output
MSD-V41U	4	1	0	0
MSD-V42U	4	2	0	0
MSD-V41UC	4	1	1	0
MSD-V42UC	4	2	2	0
MSD-V41UT	4	1	0	1
MSD-V42UT	4	2	0	2

Connection Diagram



4K@60 Digital Multi Switcher with 6 Inputs and 1/2 Outputs, (SDVoE Output Fiber model)/(SDVoE Output CAT model)/(HDBaseT Output model)

MSD-V6 Series

The MSD-V6 series digital presentation switcher with built-in scalers and scan converters can send and receiving UHD video resolutions in a variety of protocols including AV over IP (SDVoE) and HDBaseT.


With six (6) HDMI/DVI video inputs, this MSD-V6 can accept a wide variety of video formats, including HDCP content. Input video signals are output as HDMI signals at up to 4K@60, and these signals can be output simultaneously to optional 10GbE CAT(SDVoE)/10GbE FIBER(SDVoE)/HDBaseT for video extension.

The MSD-V6 includes six (6) HDMI and two (2) analog audio inputs. For audio output, both digital and analog audio are supported and can be distributed simultaneously as well as embedded/de-embedded for breakaway audio routing.

The MSD-V6 can be configured and controlled remotely using RS-232C or LAN. External devices can be controlled via RS-232C, LAN, CEC, or contact closure by registering control commands.

Features

Video	<ul style="list-style-type: none"> •Up to 4K@60 (4:4:4) •HDCP 1.4/2.2 •Scan conversion •Aspect ratio control •Seamless switching with one black frame •Each video output OFF •Anti-snow • Two video combinations: PinP and side-by-side •Overlay bitmap •Transmission distances <p>Fiber optic cable Multimode fiber (OM3) : Up to 984 ft. (300 m) Singlemode fiber (OS1) : Up to 6.21 mi. (10 km) (Up to 24.85 mi. (40 km, optional))</p> <p>SDVoE : Up to 328 ft. (100 m) 4K@60 (4:4:4) over CAT6A cable HDBaseT : Up to 328 ft. (100 m) 4K@60 (4:2:0) over CAT.5E HDC/CAT5e/CAT6A STP cable</p>
Audio	<ul style="list-style-type: none"> •A/D, D/A conversion •Volume adjustment (Input/Output) •embedding/de-embedding •Audio Downmix •Lip Sync •Test tone
Control input	<ul style="list-style-type: none"> •RS-232C •LAN
Control output	<ul style="list-style-type: none"> •Control command output (e.g. controlling projectors) via RS-232C/LAN •PLink •CEC (Control sink device power) •Contact closure
Others	<ul style="list-style-type: none"> •EDID emulation •WEB browser control •Audio breakaway for independent audio and video switching •Automatic input channel switching •Crosspoint memory •Preset memory •Last memory •Pattern memory •Button security lockout •System check •Standby switch •Pattern memory •Last memory •Anti storm •Connection Reset •Security lock •Power standby

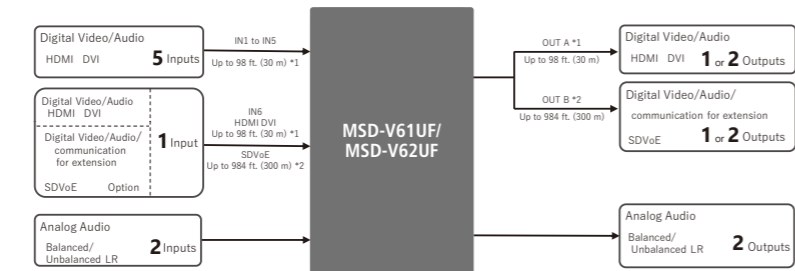


Models

Model Number	Digital input	SDVoE input *	HDBaseT input *	HDMI output	SDVoE output	HDBaseT output
MSD-V61UF	6	1	0	1	1	0
MSD-V62UF	6	1	0	2	2	0
MSD-V61UC	6	1	0	1	1	0
MSD-V62UC	6	1	0	2	2	0
MSD-V61UT	6	0	1	1	0	1
MSD-V62UT	6	0	1	2	0	2

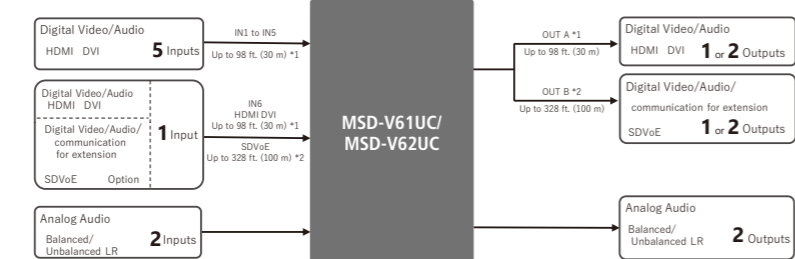
*Option

Connection Diagram



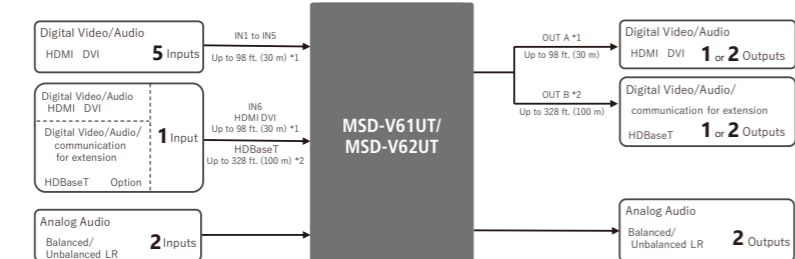
*1 Maximum transmission distances
 98 ft. (30 m) : 1080p@60
 39 ft. (12 m) : 4K@60 (when cable supporting 18Gbps transmission is used)

*2 Maximum transmission distances
 984 ft. (300 m) : 4K@60 (when Multimode fiber is used)



*1 Maximum transmission distances
 98 ft. (30 m) : 1080p@60
 39 ft. (12 m) : 4K@60 (when cable supporting 18Gbps transmission is used)

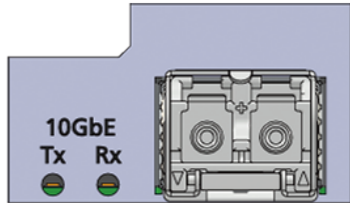
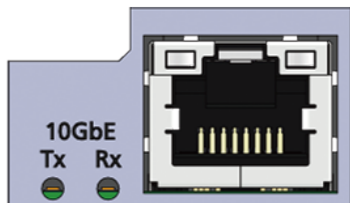
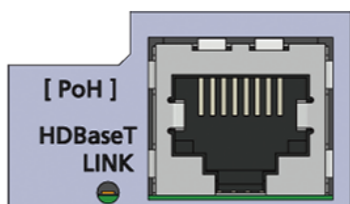

*2 Maximum transmission distances
 328 ft. (100 m) : 4K@60 (when Cat6A STP cable is used)



*1 Maximum transmission distances
 98 ft. (30 m) : 1080p@60
 39 ft. (12 m) : 4K@60 (when cable supporting 18Gbps transmission is used)

*2 Maximum transmission distances
 328 ft. (100 m) : 4K@60 (when Cat.5E HDC cable is used)

MSD-V6 Series boards

Category	I/O	Model Number	Board	Maximum Formats	No. of Ports
SDVoE board Fiber model	Input	MSD-VIV1UF		4K@60 (4:4:4) 4K	1
SDVoE board CAT model	Input	MSD-VIV1UC		4K@60 (4:4:4) 4K	1
HDBaseT board	Input	MSD-VIV1UT		4K@60 (4:2:0) 4K*1	1
Dante audio board	Input / Output	MSD-VAB4D		-	1 / 1

*1 For WQHD/WQXGA, only Reduced Blanking is supported.

Digital Multi Switcher with 5 Inputs & 1/2 Outputs | MSD-S5 Series

The MSD-S51 and MSD-S52 are digital presentation switcher with five inputs and one/two outputs. For video, five digital and one analog inputs accept a wide variety of video formats including HDMI, DVI, Composite video, RGB, and YPbPr. Input video signals are output to HDBaseT and HDMI signals simultaneously at up to QWXGA or 1080p. Two selected input video signals can be displayed on a single screen in picture-in-picture or side-by-side layout. The overlay bitmap function is also supported.

The MSD-S51 and MSD-S52 include five digital and three analog audio inputs and outputs audio to both of digital and analog connectors. Audio level of each input/output can be set individually. The Lip Sync function adjusts the gap between video and audio.

Features

Video	<ul style="list-style-type: none"> Up to 1080p/QWXGA (Reduced Blanking) Automatic signal equalization Motion adaptive interlaced/progressive conversion Scan conversion • Aspect ratio control Seamless switching with one black frame • Analog/Digital conversion Each video output OFF • Anti-snow Two video combinations: PinP and side-by-side Overlay bitmap Up to 492 ft. (150 m) over Cat6 cable in Long reach mode*1
Audio	<ul style="list-style-type: none"> Embedding/De-embedding Volume adjustment (Input/Output) Lip Sync Audio Downmix Sampling rate conversion
Control input	RS-232C • LAN
Control output	Control command output (e.g. controlling projectors) • PJLink • CEC (Control sink device power) • Contact closure
Others	<ul style="list-style-type: none"> EDID emulation WEB browser control Automatic input channel switching Audio breakaway for independent audio and video switching Crosspoint memory Preset memory Last memory Connection Reset Button security lockout System check HDBaseT: RS-232C, LAN and CEC are supported HDBaseT status display Standby switch

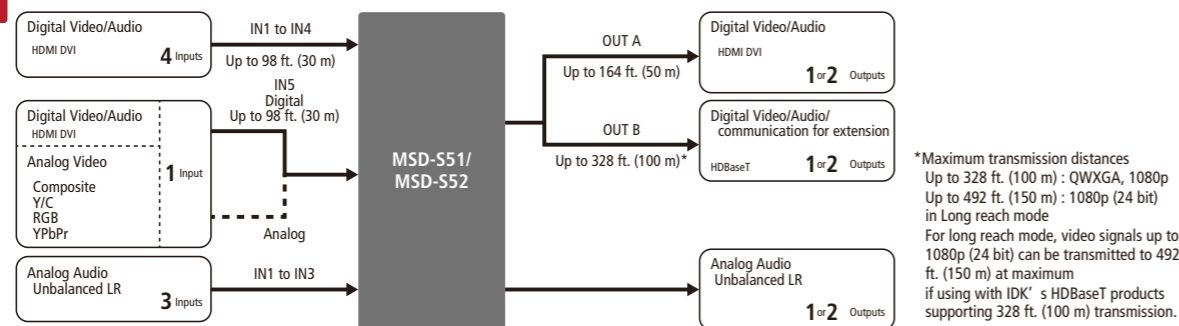


Models

Model Number	Digital input	Universal input	HDMI output	HDBaseT output
MSD-S51	4	1	1	1
MSD-S52	4	1	2	2

*1 For long reach mode, video signals up to 1080p (24 bit) can be transmitted to 492 ft. (150 m) at maximum if using with IDK's HDBaseT products supporting 328 ft. (100 m) transmission.

Connection Diagram



Digital Multi Switcher with 7 Inputs & 1/2 Outputs | MSD-S7 Series

The MSD-S71 and MSD-S72 are digital presentation switcher with seven inputs and one/two outputs.

For video, seven digital and two analog inputs accept a wide variety of video formats including HDMI, DVI, Composite video, RGB, and YPbPr. Input video signals are output to HDBaseT and HDMI signals simultaneously at up to QWXGA or 1080p. Two selected input video signals can be displayed on a single screen in picture-in-picture or side-by-side layout. The overlay bitmap function is also supported.

The MSD-S71 and MSD-S72 include seven digital and three analog audio inputs and outputs audio to both of digital and analog connectors. Audio level of each input/output can be set individually. The Lip Sync function adjusts the gap between video and audio.

Features

Video	<ul style="list-style-type: none"> Up to 1080p/QWXGA (Reduced Blanking) Automatic signal equalization Motion adaptive interlaced/progressive conversion Scan conversion • Aspect ratio control Seamless switching with one black frame • Analog/Digital conversion Each video output OFF • Anti-snow Two video combinations: PinP and side-by-side Overlay bitmap Up to 492 ft. (150 m) over Cat6 cable in Long reach mode*1
Audio	<ul style="list-style-type: none"> Embedding/De-embedding Volume adjustment (Input/Output) Lip Sync Audio Downmix Sampling rate conversion
Control input	RS-232C • LAN
Control output	Control command output (e.g. controlling projectors) • PJLink • CEC (Control sink device power) • Contact closure
Others	<ul style="list-style-type: none"> EDID emulation WEB browser control Automatic input channel switching Audio breakaway for independent audio and video switching Crosspoint memory Preset memory Last memory Connection Reset Button security lockout System check HDBaseT: RS-232C, LAN and CEC are supported HDBaseT status display Standby switch

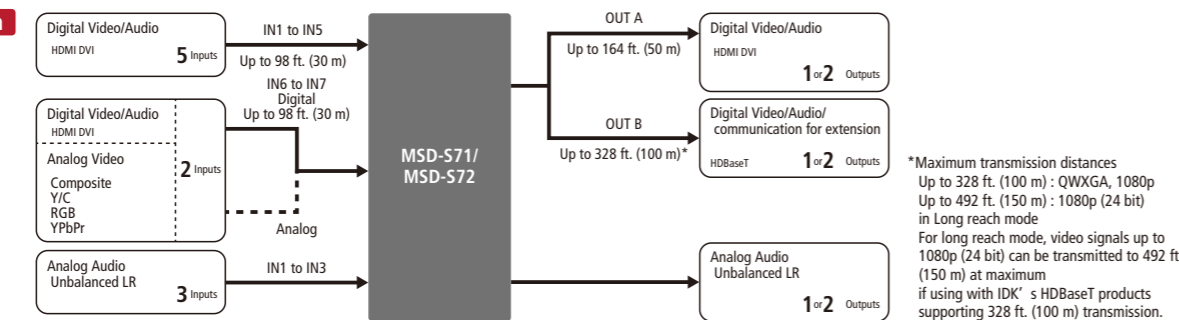


Models

Model Number	Digital input	Universal input	HDMI output	HDBaseT output
MSD-S71	5	2	1	1
MSD-S72	5	2	2	2

*1 For long reach mode, video signals up to 1080p (24 bit) can be transmitted to 492 ft. (150 m) at maximum if using with IDK's HDBaseT products supporting 328 ft. (100 m) transmission.

Connection Diagram



Digital Multi Switcher with Integrated Audio Power Amplifier/7 Inputs & 1 Output | MSD-701AMP

The MSD-701AMP is a seven-input digital presentation switcher with built-in audio power amplifier.

The seven digital and two analog inputs accept a wide variety of video formats including HDMI, DVI, HDBaseT, Composite video, RGB, and YPbPr. Input video signals are converted to HDBaseT and HDMI signals at up to QWXGA or 1080p. Two selected input video signals can be displayed on a single screen in picture-in-picture or side-by-side layout.

Up to three audio can be mixed: one of digital audio/analog audio, one mic, and one line. Audio is output to digital connectors, an analog connector, and two speakers. Enhanced audio features include compressing, limiter, and seven-band equalizer for mic input and tone controls for speaker output.

The MSD-701AMP can be configured remotely from RS-232C and LAN. External devices can be controlled via RS-232C, LAN, CEC, or contact closure by registering control commands.

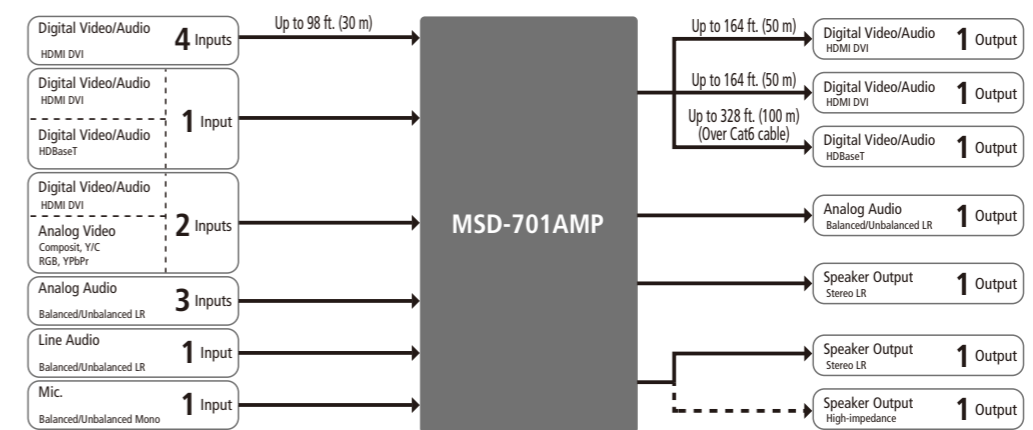
Additionally, the MSD-701AMP includes key security lockout and button caps to prevent accidental or inappropriate changes.

Features

Video	<ul style="list-style-type: none"> Up to 1080p/QWXGA (Reduced Blanking) Aspect ratio control Motion adaptive interlaced/progressive conversion Two video combinations: Picture-in-picture and side-by-side Scan conversion Seamless switching with one black frame Anti-snow Analog/Digital conversion Up to 492 ft. (150 m) over Cat6 cable in Long reach mode (1080p 60 Hz 24 bit or less)*
Audio	<ul style="list-style-type: none"> Embedding/De-embedding Volume adjustment (Input/Output) Mic/Line level control Source volume control Lip Sync Audio Downmix Sampling rate conversion Audio mixing Compressor Limiter 7-band equalizer Tone control Automatic feedback suppressor High-impedance speaker output
Control input	RS-232C • LAN • External button switch
Control output	Control command output (e.g. controlling projectors) • PJLink • CEC (Control sink device power) • Contact closure • Power distribution unit control
Others	<ul style="list-style-type: none"> PoH (HDBaseT input) EDID emulation WEB browser control Automatic input channel switching Audio breakaway for independent audio and video switching Crosspoint memory Preset memory Last memory Connection Reset Button security lockout System check HDBaseT: RS-232C, LAN and CEC are supported Standby switch

*If using with IDK's HDBaseT products supporting 328 ft. (100 m) transmission

Connection Diagram



4K Digital Multi Switcher with 8 Inputs & 3 to 8 Outputs | MSD-62 Series

The MSD-62 series is a high-performance digital multi switcher with a scan converter and up to 8 inputs and 3/4/6/8 outputs.

For video input, 8 digital and 2 analog inputs are included and the following signals are supported: HDMI, DVI, HDBaseT, composite video, Y/C, analog RGB, and analog YPbPr signals. HDBaseT input supports Power over HDBaseT (PoH) that can power the connected devices. Input video signals are converted to HDMI/DVI or HDBaseT signals and output at a resolution up to 4K@30.

For audio input, 8 digital and 2 analog inputs are included. Selected audio signals are output to digital audio, and 1 of 3/4/6/8 digital audio outputs can be selected to be output as analog audio. The lip sync function corrects the gap between the video and audio. Dante output is available as an optional extra.

With the network audio, 64-channel at 48 kHz-sample frequency audio can be delivered over a LAN cable.

Features

Video	<ul style="list-style-type: none"> Up to 4K@30 •HDCP 1.4 Automatic input signal equalization Input : Up to 98 ft. (30 m) (1080p@60), Up to 66 ft. (20 m) (4K@30) Output: Up to 131 ft. (40 m) (1080p@60), Up to 98 ft. (30 m) (4K@30) Motion adaptive interlaced/progressive conversion •Scan conversion Aspect ratio control •Horizontal flip (4K format is not supported) Seamless switching with one black frame Analog/Digital conversion •Anti-snow Up to 492 ft. (150 m) over Cat6 cable at 1080p (24 bit) in Long reach mode*
Audio	<ul style="list-style-type: none"> Embedding/De-embedding •Volume adjustment (Input/Output) Lip Sync •Dante output (Optional) •Audio Downmix
Video combination (4K format is not supported)	<ul style="list-style-type: none"> Simultaneous display of up to 4 input images on a screen Window display priority setting •Window displaying/hiding
Control input	•RS-232C •LAN
Control output	<ul style="list-style-type: none"> Control command output (e.g. controlling projectors) •PJLink CEC (Control sink device power) •Contact closure
Others	<ul style="list-style-type: none"> PoH (HDBaseT input) •EDID emulation All functions and configuration settings accessible through browser Automatic input channel switching Audio breakaway for independent audio and video switching Crosspoint memory •Preset memory •Last memory Connection Reset •Button security lockout HDBaseT: RS-232C, LAN, and CEC are supported •Standby switch

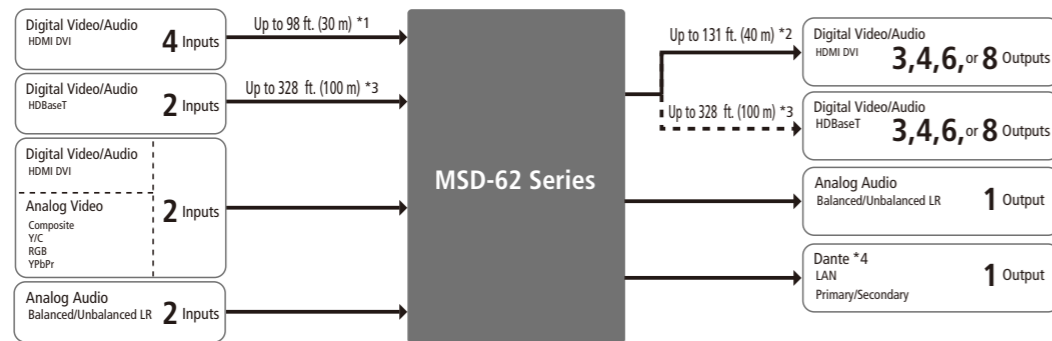
*If using with IDK's HDBaseT products supporting 328 ft. (100 m) transmission



Models

Model Number	4K UHD input	HDBaseT input	Digital input	Universal input	HDMI output	HDBaseT output
MSD-6203 / MSD-6203 Dan	1	2	3	2	3	3
MSD-6204 / MSD-6204 Dan	1	2	3	2	4	4
MSD-6206 / MSD-6206 Dan	1	2	3	2	6	6
MSD-6208 / MSD-6208 Dan	1	2	3	2	8	8

Connection Diagram



*1 Transmission distances
Up to 98 ft. (30 m): 1080p@60
Up to 66 ft. (20 m): 4K@30 (IN1 only)

*2 Transmission distances
Up to 131 ft. (40 m): 1080p@60
Up to 98 ft. (30 m): 4K@30

*3 Transmission distances
Up to 328 ft. (100 m): 4K@30
Up to 492 ft. (150 m): 1080p (24bit) in long reach mode
For long reach mode, video signals up to 1080p (24bit) can be transmitted to 492 ft. (150 m) at maximum if the MSD is used with IDK's HDBaseT transmitter or receiver that supports 328 ft. (100 m) extension.

*4 Dante output is optional.

Digital Multi Switcher with 4 Inputs & 2 Outputs | MSD-402

The MSD-402 is a high-performance digital multi switcher with a scan converter and 4 inputs and 2 outputs.

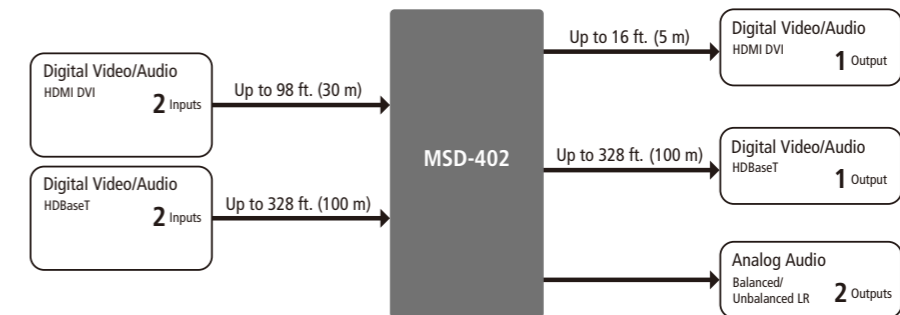
For video input, 2 HDMI/DVI inputs and 2 HDBaseT inputs are included. Input video signals are converted to HDMI/DVI or HDBaseT signal and output at a resolution up to QWXGA or 1080p.

For audio input, 4 digital inputs are included. Selected audio signals are output as digital and analog audio. Audio levels of each input and output can be set individually.

Features

Video	<ul style="list-style-type: none"> Up to QWXGA (Reduced Blanking) •HDCP 1.4 Automatic input signal equalization Input: Up to 98 ft. (30 m) Up to 328 ft. (100 m) over Cat6 cable •Scan conversion Picture-in-picture •Aspect ratio control Seamless switching with one black frame •Anti-snow
Audio	<ul style="list-style-type: none"> De-embedding •Volume adjustment (Input/Output) •Audio Downmix
Control input	•RS-232C •LAN
Control output	<ul style="list-style-type: none"> Switching remotely input channel via HDBaseT when using with HDC-TH200
Others	<ul style="list-style-type: none"> EDID emulation All functions and configuration settings accessible through browser Automatic input channel switching •Crosspoint memory •Preset memory Last memory •Connection Reset •Button security lockout AC adapter with locking mechanism •HDBaseT: LAN and CEC are supported

Connection Diagram



Aspect Ratio Control

The MSD series products support aspect ratio control that is convenient for correcting a mismatch in aspect ratio between source video and display. The feature automatically detects the aspect ratio of source signals and the original aspect ratio can be preserved in a letter box or full screen mode.

Input signal	Monitor/Projector aspect				
	4 : 3	5 : 4	5 : 3	16 : 9	16 : 10
Video signal 4 : 3					
Video signal 5 : 4					
Video signal 5 : 3					
Video signal 16 : 9					
Video signal 16 : 10					
Video signal 14 : 9					

Background color can be changed.

4K@60 Modular Matrix Switcher with 8 Inputs & 8 Outputs | FDX-S08U



The FDX-S08U is an HDCP 2.2-compliant modular digital matrix switcher that supports resolutions up to 4K@60. It provides up to 8 inputs and 8 outputs. Video and embedded audio can be switched simultaneously. With audio boards, input digital audio signals can be converted into output analog audio or Dante network audio signals. Input analog audio signals and Dante network audio signals can be converted into digital audio signals and embedded to desired output video channels. The FDX-S08U features RS-232C/LAN ports for remote control, redundant power supply, and system check that outputs an alarm in case an abnormality is detected in power supply voltage, fans, internal temperature, or board. The redundant power supply ensures constant availability and minimizes the chance of a failure even for mission-critical environments.

Features

Video	<ul style="list-style-type: none"> Up to 4K@60 (4:4:4) •HDCP 1.4/2.2 •12G/6G/3G/HD-SDI/SD-SDI input Automatic signal equalization Output: Up to 131 ft. (40 m) (Digital scan converter output board) •Up to 984 ft. (300 m) over coaxial cable Motion adaptive interlaced/progressive conversion Aspect ratio control •Seamless switching with one black frame Anti-snow •HDR (4K digital/4K HDBaseT I/O board) 3D (4K digital/4K HDBaseT I/O board) •x.v.Color (4K digital/4K HDBaseT I/O board) •Scaling (Scan converter output board) •SDI Loop-through output connector •Videowall output (Scan converter output board) Simultaneous display of up to 4 input images on a screen (Multi-view board) Up to 492 ft. (150 m) over Cat6 cable at 1080p (24 bit) in Long reach mode*1
Audio	<ul style="list-style-type: none"> Lip Sync (Scan converter output board) Embedding •De-embedding •Dante I/O(audio board)
Control input	<ul style="list-style-type: none"> RS-232C •LAN
Others	<ul style="list-style-type: none"> EDID emulation •Slot boards, fan unit, and power unit can be replaced without removing from rack •Redundant power supply (Optional) Alarm output (Monitoring power supply voltage, fans, internal temperature, and board status) •Preset memory •Last memory •Connection Reset Button security lockout LAN and RS-232C transmission (HDBaseT/4K HDBaseT I/O board and HDBaseT scan converter output board) •System check •WEB browser control Status notification •HDBaseT status display



*1 If using with IDK's HDBaseT products supporting 328 ft. (100 m) transmission

4K@60 Modular Matrix Switcher with 16 Inputs & 16 Outputs | FDX-S16U



The FDX-S16U is an HDCP 2.2-compliant modular digital matrix switcher that supports resolutions up to 4K@60. It provides up to 16 inputs and 16 outputs. Video and embedded audio can be switched simultaneously. With audio boards, input digital audio signals can be converted into output analog audio or Dante network audio signals. Input analog audio signals and Dante network audio signals can be converted into digital audio signals and embedded to desired output video channels. The FDX-S16U features RS-232C/LAN ports for remote control, redundant power supply, and system check that outputs an alarm in case an abnormality is detected in power supply voltage, fans, internal temperature, or board. The redundant power supply ensures constant availability and minimizes the chance of a failure even for mission-critical environments.

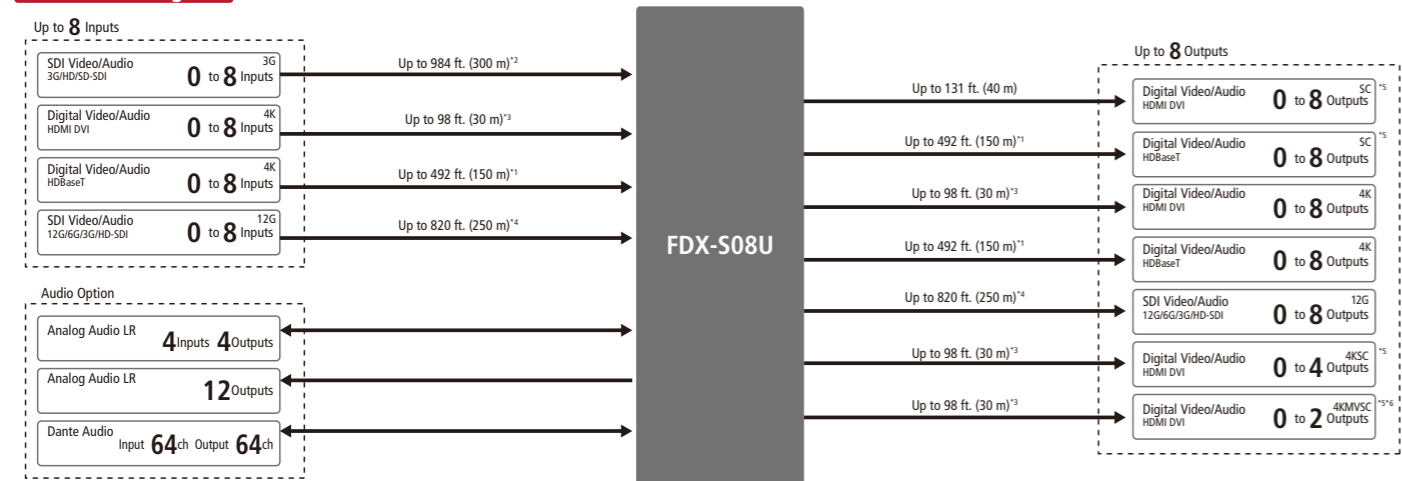
Features

Video	<ul style="list-style-type: none"> Up to 4K@60 (4:4:4) •HDCP 1.4/2.2 •12G/6G/3G/HD-SDI input Automatic input signal equalization Output: Up to 131 ft. (40 m) (Digital scan converter output board) Up to 984 ft. (300 m) over coaxial cable Motion adaptive interlaced/progressive conversion Aspect ratio control •Seamless switching with one black frame Anti-snow •HDR (4K digital/4K HDBaseT I/O board) 3D (4K digital/4K HDBaseT I/O board) •x.v.Color (4K digital/4K HDBaseT I/O board) Scaling (Scan converter output board) •SDI Loop-through output connector Videowall output (Scan converter output board) Simultaneous display of up to 4 input images on a screen (Multi-view board) Up to 492 ft. (150 m) over Cat6 cable at 1080p (24 bit) in Long reach mode*1
Audio	<ul style="list-style-type: none"> Lip Sync (Scan converter output board) Embedding •De-embedding •Dante I/O(audio board)
Control input	<ul style="list-style-type: none"> RS-232C •LAN
Others	<ul style="list-style-type: none"> EDID emulation •Slot boards, fan unit, and power unit can be replaced without removing from rack •Redundant power supply (Optional) Alarm output (Monitoring power supply voltage, fans, internal temperature, and board status) •Preset memory •Last memory •Connection Reset Button security lockout LAN and RS-232C transmission (HDBaseT/4K HDBaseT I/O board and HDBaseT scan converter output board) •System check •WEB browser control Status notification •HDBaseT status display



*1 If using with IDK's HDBaseT products supporting 328 ft. (100 m) transmission

Connection Diagram



*1 Maximum transmission distances
492 ft. (150 m): 1080p (24bit) in long reach mode
328 ft. (100 m): 4K@60 (FDX-SIV4UT / FDX-SOV4UT)
QWXGA 1080p (FDX-SOV4TS)

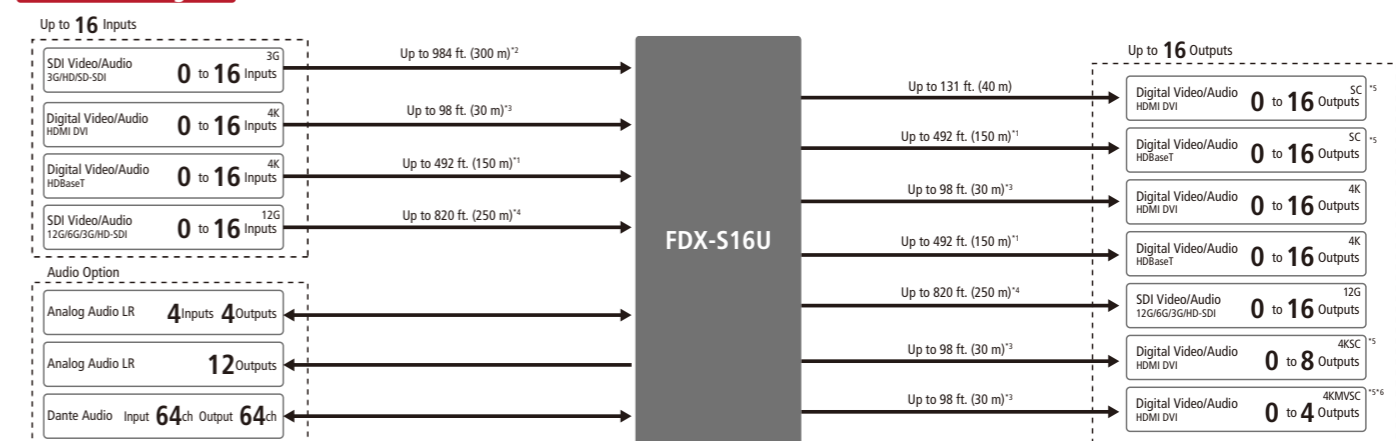
*2 Maximum transmission distances
984 ft. (300 m): SD-SDI (when L-5C2V coaxial cable is used)
787 ft. (240 m): HD-SDI (when L-5CFB coaxial cable is used)
459 ft. (140 m): 3G-SDI (when L-5CFB coaxial cable is used)

*3 Maximum distances
98 ft. (30 m): 1080p@60
39 ft. (12 m): 4K@60 (when cable supporting 18 Gbps transmission is used)

*4 Maximum transmission distances
820 ft. (250 m): HD-SDI (when L-5CFB coaxial cable is used)
524 ft. (160 m): 3G-SDI (when L-5CFB coaxial cable is used)
262 ft. (80 m): 6G-SDI (when L-5CFB coaxial cable is used)
262 ft. (80 m): 12G-SDI (when L-5.5CUHD coaxial cable is used)

*5 SC: Scan converter board
*6 MV: Multi-view board

Connection Diagram



*1 Maximum transmission distances
492 ft. (150 m): 1080p (24bit) in long reach mode
328 ft. (100 m): 4K@60 (FDX-SIV4UT / FDX-SOV4UT)
QWXGA 1080p (FDX-SOV4TS)

*2 Maximum transmission distances
984 ft. (300 m): SD-SDI (when L-5C2V coaxial cable is used)
787 ft. (240 m): HD-SDI (when L-5CFB coaxial cable is used)
459 ft. (140 m): 3G-SDI (when L-5CFB coaxial cable is used)

*3 Maximum distances
98 ft. (30 m): 1080p@60
39 ft. (12 m): 4K@60 (when cable supporting 18 Gbps transmission is used)

*4 Maximum transmission distances
820 ft. (250 m): HD-SDI (when L-5CFB coaxial cable is used)
524 ft. (160 m): 3G-SDI (when L-5CFB coaxial cable is used)
262 ft. (80 m): 6G-SDI (when L-5CFB coaxial cable is used)
262 ft. (80 m): 12G-SDI (when L-5.5CUHD coaxial cable is used)

*5 SC: Scan converter board
*6 MV: Multi-view board

4K@60 Modular Matrix Switcher with 32 Inputs & 32 Outputs | FDX-S32U



The FDX-S32U is an HDCP 2.2-compliant modular digital matrix switcher that supports resolutions up to 4K@60. It provides up to 32 inputs and 32 outputs. Video and embedded audio can be switched simultaneously. With audio boards, input digital audio signals can be converted into output analog audio or Dante network audio signals. Input analog audio signals and Dante network audio signals can be converted into digital audio signals and embedded to desired output video channels. The FDX-S32U features RS-232C/LAN ports for remote control, redundant power supply, and system check that outputs an alarm in case an abnormality is detected in power supply voltage, fans, internal temperature, or board. The redundant power supply ensures constant availability and minimizes the chance of a failure even for mission-critical environments.

Features

Video	<ul style="list-style-type: none"> Up to 4K@60 (4:4:4) •HDCP 1.4/2.2 •12G/6G/3G/HD/SD-SDI input Automatic input signal equalization Output: Up to 131 ft. (40 m) (Digital scan converter output board) Up to 984 ft. (300 m) over coaxial cable Motion adaptive interlaced/progressive conversion Aspect ratio control •Seamless switching with one black frame Anti-snow •HDR (4K digital/4K HDBaseT I/O board) 3D (4K digital/4K HDBaseT I/O board) x.v.Color (4K digital/4K HDBaseT I/O board) Scaling (Scan converter output board) •SDI Loop-through output connector Videowall output (Scan converter output board) Simultaneous display of up to 4 input images on a screen (Multi-view board) Up to 492 ft. (150 m) over Cat6 cable at 1080p (24 bit) in Long reach mode*1
Audio	<ul style="list-style-type: none"> Lip Sync (Scan converter output board) Embedding •De-embedding •Dante I/O(audio board)
Control input	<ul style="list-style-type: none"> RS-232C •LAN
Others	<ul style="list-style-type: none"> EDID emulation •Slot boards, fan unit, and power unit can be replaced without removing from rack •Redundant power supply (Optional) Alarm output (Monitoring power supply voltage, fans, internal temperature, and board status) •Preset memory •Last memory •Connection Reset Button security lockout LAN and RS-232C transmission (HDBaseT/4K HDBaseT I/O board and HDBaseT scan converter output board) •System check WEB browser control •Status notification •HDBaseT status display

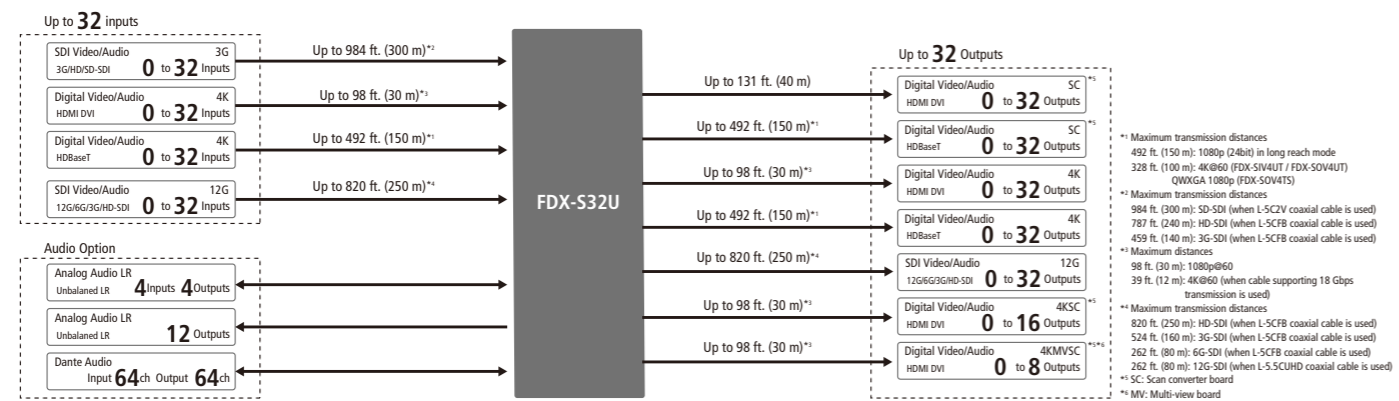
*1 If using with IDK's HDBaseT products supporting 328 ft. (100 m) transmission



Redundant power supply (optional) is included in the picture above.

FDX-S32U

Connection Diagram



4K@60 Modular Matrix Switcher with 64 Inputs & 64 Outputs | FDX-S64U



The FDX-S64U is an HDCP-compliant modular digital matrix switcher that supports resolutions up to 4K@60(4:2:0). It provides up to 64 inputs and 64 outputs. Video and embedded audio can be switched simultaneously. With audio boards, input digital audio signals can be converted into output analog audio or Dante network audio signals. Input analog audio signals and Dante network audio signals can be converted into digital audio signals and embedded to desired output video channels. The FDX-S64U feature RS-232C/LAN ports for remote control, redundant power supply, and system check that outputs an alarm in case an abnormality is detected in power supply voltage, fans, internal temperature, or board. The redundant power supply ensures constant availability and minimizes the chance of a failure even for mission-critical environments.

Features

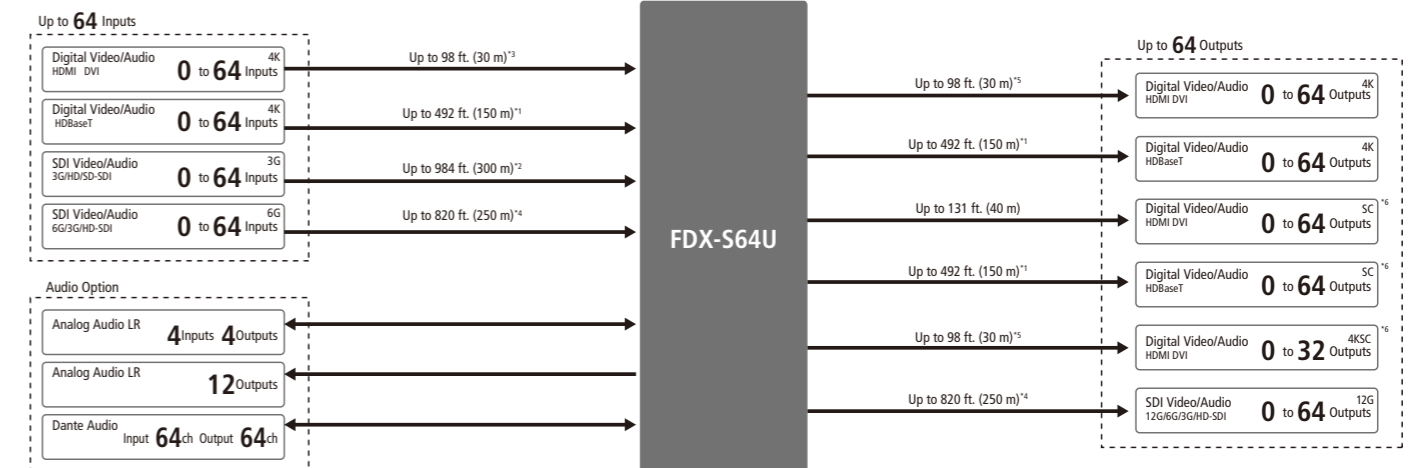
Video	<ul style="list-style-type: none"> Up to 4K@60 (4:2:0) •HDCP 1.4/2.2 •6G/3G-SDI/HD-SDI/SD-SDI input Automatic signal equalization Output: Up to 131 ft. (40 m) (Digital scan converter output board) Up to 984 ft. (300 m) over coaxial cable Motion adaptive interlaced/progressive conversion Aspect ratio control •Seamless switching with one black frame Anti-snow Scaling (Scan converter output board) •SDI Loop-through output connector Videowall output (Scan converter output board) Up to 492 ft. (150 m) over Cat6 cable at 1080p (24 bit) in Long reach mode*1
Audio	<ul style="list-style-type: none"> Lip Sync (Scan converter output board) Embedding •De-embedding •Dante I/O(audio board)
Control input	<ul style="list-style-type: none"> RS-232C •LAN
Others	<ul style="list-style-type: none"> EDID emulation •Slot boards, fan unit, and power unit can be replaced without removing from rack •Redundant power supply (Optional) Alarm output (Monitoring power supply voltage, fans, internal temperature, and board status) •Preset memory •Last memory •Connection Reset Button security lockout LAN and RS-232C transmission (HDBaseT/4K HDBaseT I/O board and HDBaseT scan converter output board)*1 •System check WEB browser control •Status notification •HDBaseT status display

*1 If using with IDK's HDBaseT products supporting 328 ft. (100 m) transmission



FDX-S64U

Connection Diagram



*1 Maximum transmission distances
 492 ft. (150 m): 1080p (24bit) in long reach mode
 328 ft. (100 m): 4K@60 (FDX-SIV4UT / FDX-SOV4UT)
 QWXGA 1080p (FDX-SOV4TS)
 *2 Maximum transmission distances
 984 ft. (300 m): SD-SDI (when L-5C2V coaxial cable is used)
 787 ft. (240 m): HD-SDI (when L-5CFB coaxial cable is used)
 459 ft. (140 m): 3G-SDI (when L-5CFB coaxial cable is used)
 *3 Maximum distances
 98 ft. (30 m): 1080p@60
 66 ft. (20 m): 4K@60 (4:2:0)

*4 Maximum transmission distances
 820 ft. (250 m): HD-SDI (when L-5CFB coaxial cable is used)
 524 ft. (160 m): 3G-SDI (when L-5CFB coaxial cable is used)
 262 ft. (80 m): 6G-SDI (when L-5CFB coaxial cable is used)
 *5 Maximum distances
 98 ft. (30 m): 1080p@60
 39 ft. (12 m): 4K@60 (4:4:4) (when cable supporting 18 Gbps transmission is used)
 *6 SC: Scan converter board

Category	I/O	Model Number	Board	Maximum Formats	No. of Ports
4K@60 HDMI/DVI board	Input	FDX-SIV4UH		4K@60 (4:4:4) 4K	4
	Output	FDX-SOV4UH		4K@60 (4:4:4) 4K	
4K@60 HDBaseT board	Input	FDX-SIV4UT		4K@60 (4:2:0) 4K*1	4
	Output	FDX-SOV4UT		4K@60 (4:2:0) 4K*1	
12G/6G/3G/HD-SDI board*5	Input	FDX-SIV4US		4K@60 (4:4:4) 4K	4 (With loop-through output)
	Output	FDX-SOV4US			4
3G/HD/SD-SDI board	Input	FDX-SIV4S		1080p*2	4 (With loop-through output)
HDMI/DVI scan converter board	Output	FDX-SOV4HS		1080p QWXGA*3	4
HDBaseT scan converter board	Output	FDX-SOV4TS		1080p QWXGA*3	4
4K@60 HDMI/DVI scan converter board	Output	FDX-SOV2UHS		4K (4096x2160) WQXGA*4	2
4K@60 Multi-view board*6	Output	FDX-SOV1UHM		4K (4096x2160) WQXGA*4	1
Analog audio board	Input	FDX-SAB4A		-	8
	Output				8
Analog audio board	Output	FDX-SOA12A		-	12
Dante audio board	Input	FDX-SAB64D		-	2
	Output				2
Redundant power supply unit	-	FDX-SRP08		-	-
		FDX-SRP16			
		FDX-SRP32			
		FDX-SRP64			

*1 For WQHD/WQXGA, only Reduced Blanking is supported.
 *2 3G-SDI: Level A and Level B.
 720p: 23.98 Hz and 24 Hz are not supported.
 *3 For VESAHD/WUXGA/QWXGA, only Reduced Blanking is supported.
 *4 For VESAHD/WUXGA/QWXGA/WQHD/WQXGA, only Reduced Blanking is supported.
 *5 FDX-S64U: Up to 6G-SDI.
 *6 FDX-S64U is not supported.



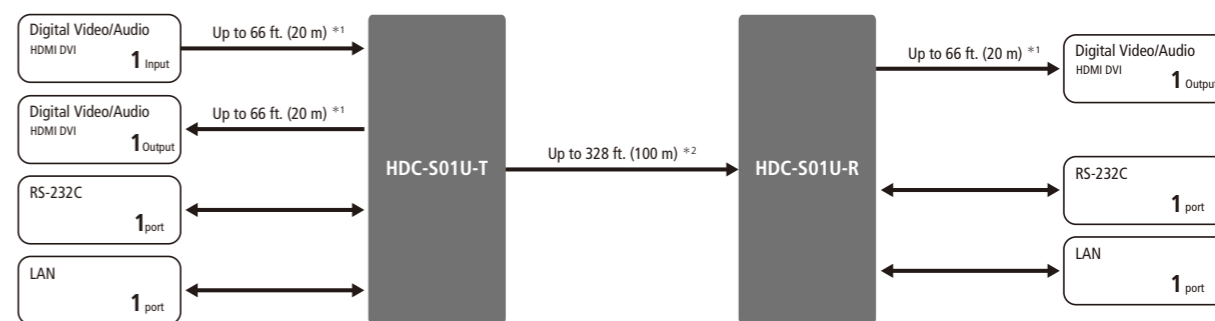
The HDC-S01U-T (transmitter)/HDC-S01U-R (receiver) is an HDBaseT extender for sending HDMI signals up to 328 ft. (100 m) over a Category (CAT) cable without compression or processing. The HDC-S01U-T/R supports video signals at resolutions up to 4K@60 (4:4:4) and is HDCP 2.2 compliant. HDBaseT signal is encrypted robustly by copyright protection technology. Integrator-friendly features include bidirectional RS-232C and LAN communication allowing control commands and status to be sent and monitored. Additionally, the HDC-S01U-T includes a local HDMI output connector for real-time video monitoring.

Features

Video	<ul style="list-style-type: none"> Up to 4K@60 (4:4:4) •HDCP 1.4/2.2 •HDR •3D •x.v.Color Up to 328 ft. (100 m) 4K@60 (4:4:4) (when CAT6A (U/FTP, 23 AWG) cable is used) HDMI Transmission distances 1080p@60: Up to 66 ft. (20 m) 4K@60: Up to 39 ft. (12 m) (when cable supporting 18 Gbps transmission is used)
Communication	•RS-232C •LAN
Others	•DDC buffer •Connection Reset pass-through

*1 If exceeding 328 ft. (100 m) in Long reach mode, CAT.5E HDC, Cat5e STP, and Cat6A STP cables are recommended.

Connection Diagram



*1 Maximum transmission distances
 66 ft. (20 m): 1080p@60
 26 ft. (8 m), 39 ft. (12 m): 4K@60 (4:4:4) (when cable supporting 18 Gbps transmission is used)
 *2 Maximum transmission distances
 328 ft. (100 m): 4K@60 (4:4:4) (when CAT6A (U/FTP, 23AWG) cables is used)



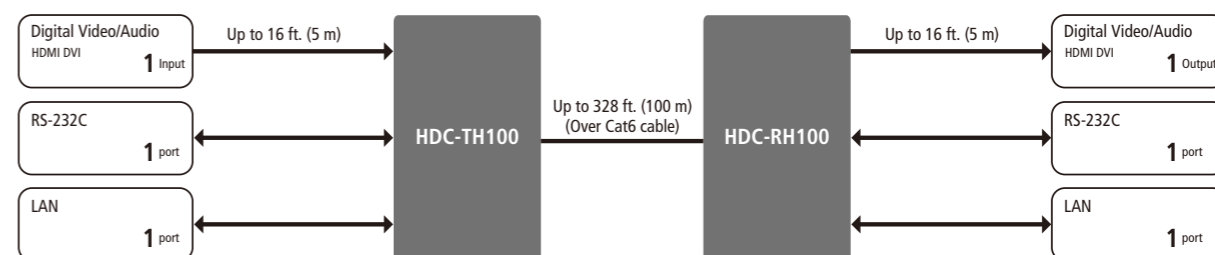
The IDK HDC-TH100-D/HDC-RH100-D are extender for a long-haul transmission of HDMI signal over one single category cable. The image quality will not be deteriorated, since video signal is transmitted at a resolution up to 4K@60 without compression. You can also control external devices that are connected to the HDC-TH100-D/HDC-RH100-D over RS-232C and LAN by registering external control commands. Input video signal is converted to HDBaseT signal and sent up to 328 ft. (100 m).

Features

Video	<ul style="list-style-type: none"> Up to 4K@60 (4:2:0) •HDCP 1.4/2.2 (Pass-through) Transmission over Cat5e UTP cable Up to 328 ft. (100 m) 4K@60 over CAT.5E HDC/Cat5e STP/Cat6 STP cable Up to 328 ft. (100 m) over Cat6 UTP cable at 1080p (24 bit) Up to 492 ft. (150 m) over cat6 cable at 1080p (24 bit) in Long reach mode* No actual extension delay (10 μs or less/328 ft. (100 m))
Others	•CEC (Pass-through) •Up to 4 units can be installed in a 1U rack

*If using with IDK's HDBaseT products supporting 328 ft. (100 m) transmission

Connection Diagram



HDMI/Analog HDBaseT Transmitter with 2 Inputs & 1 Output | HDC-TH200

The HDC-TH200 is an HDBaseT transmitter that features both HDMI/DVI and analog input signals. It also acts as a simple switcher, automatically sending and switching to an active input. The HDC-TH200 can also embed the analog video into the digital stream. Pair with any of IDK's HDBaseT receivers for video and audio extension to 328 ft. (100 m).

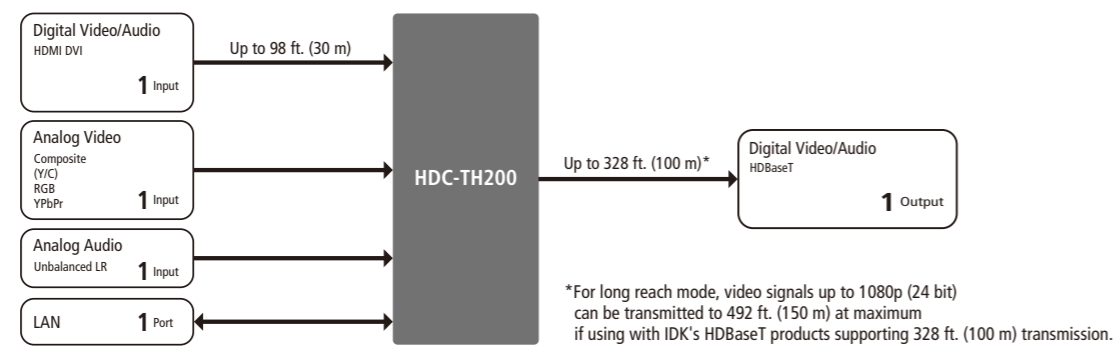
Features

Video	<ul style="list-style-type: none"> Up to 1080p/QWXGA (Reduced Blanking) 3D Y/C separation for NTSC and PAL signals Automatic input signal equalization Input: Up to 98 ft. (30 m) Up to 328 ft. (100 m) over Cat6 cable Up to 492 ft. (150 m) in Long reach mode (1080p 60 Hz 24 bit or less)*
Audio	<ul style="list-style-type: none"> Embedding
Communication	<ul style="list-style-type: none"> LAN
Control input	<ul style="list-style-type: none"> RS-232C (HDBaseT)
Others	<ul style="list-style-type: none"> EDID emulation Automatic input channel switching CEC (Pass-through) Last memory Connection Reset Button security lockout AC adapter with locking mechanism

*If using with IDK's HDBaseT products supporting 328 ft. (100 m) transmission



Connection Diagram



4K@60 Wallplate HDBaseT Transmitter | HDC-TH100WPJ/HDC-TH100WPJ-B



The IDK HDC-TH100WPJ is a wall-mountable transmitter for a long-haul transmission of HDMI signal over one single cable. The image quality will not be deteriorated, since video signal is transmitted at a resolution up to 4K@60 without compression. Input video signal is converted to HDBaseT signal and sent up to 328 ft. (100 m). PoH (Power over HDBaseT) is supported. Connecting a receiver supporting PoH power supply (PSE) function eliminates the need for a local power supply.


Features

Video	<ul style="list-style-type: none"> Up to 4K@60 (4:2:0) HDCP 1.4/2.2 (Pass-through) Transmission over Cat5e UTP cable Up to 328 ft. (100 m) 4K@60 over CAT.5E HDC/Cat5e STP/Cat6 STP cable Up to 328 ft. (100 m) over Cat6 UTP cable at 1080p (24 bit) Up to 492 ft. (150 m) over Cat6 cable at 1080p (24 bit) in Long reach mode* No virtual delay (10 μs or less/328 ft. (100 m))
Others	<ul style="list-style-type: none"> CEC (Pass-through) PoH (HDBaseT output)

*If using with IDK's HDBaseT products supporting 328 ft. (100 m) transmission



Application Example



4K@60 Wallplate HDBaseT Transmitter | HDC-TH100WP



The HDC-TH100WP is a wall-mountable transmitter for a long-haul transmission of HDMI signal over one single twisted pair cable. The image quality will not be deteriorated, since video signals are transmitted at a resolution up to 4K@60 without compression. Input video signal is converted to HDBaseT signals and transmitted up to 328 ft. (100 m). PoH (Power over HDBaseT) is supported. Connecting to a receiver supporting PoH power supply (PSE) function eliminates the need for a local power supply.

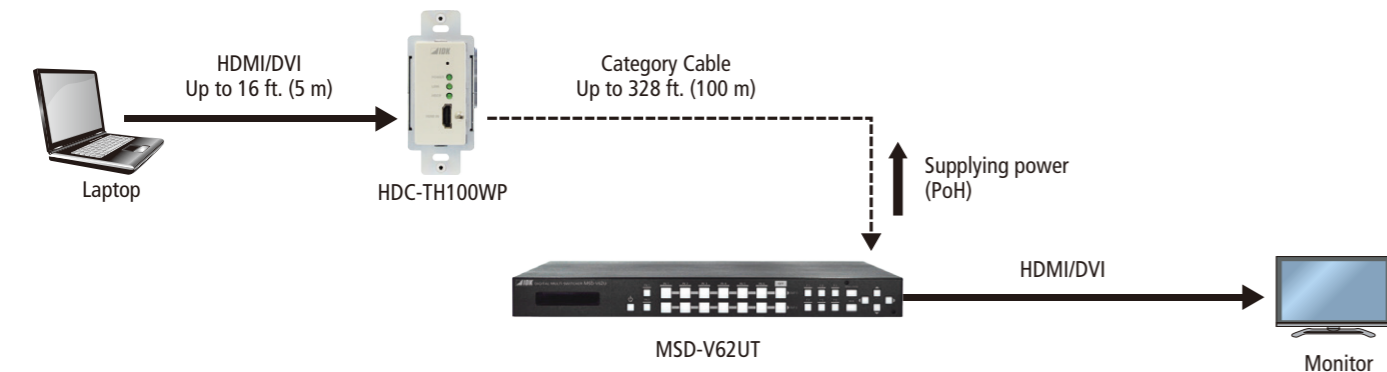
Features

Video	<ul style="list-style-type: none"> Up to 4K@60 (4:2:0) HDCP 1.4/2.2 (Pass-through) Transmission over Cat5e UTP cable Up to 328 ft. (100 m) 4K@60 over CAT.5E HDC/Cat5e STP/Cat6 STP cable Up to 328 ft. (100 m) over Cat6 UTP cable at 1080p (24 bit) Up to 492 ft. (150 m) over Cat6 cable at 1080p (24 bit) in Long reach mode* No virtual delay (10 μs or less/328 ft. (100 m))
Others	<ul style="list-style-type: none"> CEC (Pass-through) PoH (HDBaseT output)

*If using with IDK's HDBaseT products supporting 328 ft. (100 m) transmission



Application Example



4K@60 HDBaseT Transceiver with 2 Inputs & 2 Outputs | HDC-TR121UHD



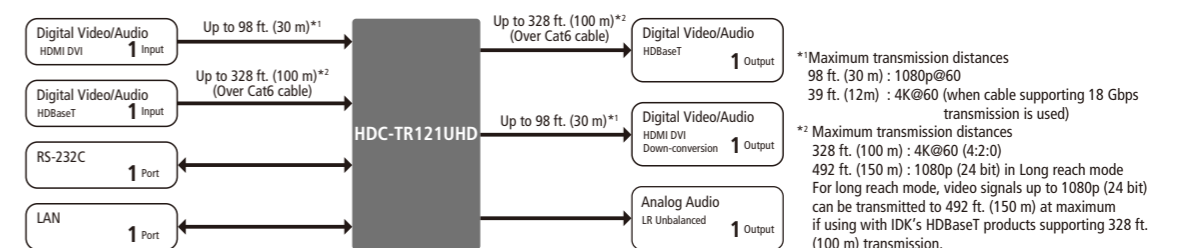
The HDC-TR121UHD is an HDBaseT extender with EDID emulator for sending HDMI, DVI, or HDBaseT input signals at up to 4K@60 over a Category cable without compression or processing. Input video signal is converted to HDMI and HDBaseT that can be transmitted up to 100 m (328 ft.); 1080p (24 bit) video signals can be sent up to 150 m (492 ft.) in Long reach mode. The HDMI OUT1 enables down conversion outputting 4K input video at 1080p automatically depending on sink device status. The two video inputs can be controlled by the front panel or an external controller. For video signal that is distributed to an HDMI/DVI and HDBaseT simultaneously, video/audio can be off for each output. The HDC-TR121UHD also features Daisy chain for extending and distributing video, audio, and control signals. In addition, digital audio signals can be de-embedded onto the analog output signals. It supports bidirectional RS-232C communication and LAN transmission.

Features

Video	<ul style="list-style-type: none"> Up to 4K@60 (4:4:4) HDCP 1.4/2.2 HDR 3D x.v.Color Up to 328 ft. (100 m) 4K@60 over CAT.5E HDC/Cat5e STP/Cat6 STP cable Transmission over Cat5e UTP cable*1 Up to 328 ft. (100 m) over Cat6 UTP cable*2 Up to 492 ft. (150 m) in Long reach mode (1080p 60 Hz 24 bit or less)*3 HDMI Transmission distances: <ul style="list-style-type: none"> Up to 98 ft. (30 m) : 1080p@60 Up to 39 ft. (12 m) : 4K@60 (when cable supporting 18 Gbps transmission is used) No virtual delay (10 μs or less/328 ft. (100 m)) Each video output OFF OUT1 supports down conversion (4K to 1080p) Daisy chain connection Anti-snow
Audio	<ul style="list-style-type: none"> De-embedding
Communication	<ul style="list-style-type: none"> Point-to-point (bidirectional) and point-to-multipoint (unidirectional) RS-232C communication LAN HDBaseT: RS-232C and LAN are supported
Others	<ul style="list-style-type: none"> EDID emulation WEB browser control Status notification HDBaseT status display I/O signal status display Automatic input CEC (Pass-through) Connection Reset Button security lockout AC adapter with locking mechanism

*1 If exceeding 164 ft. (50 m), CAT.5E HDC, Cat5e STP, and Cat6 UTP/STP cables are recommended. *2 If the 4K format exceeds 230 ft. (70 m), CAT.5E HDC, Cat5e STP, and Cat6 STP cables are recommended. *3 If exceeding 328 ft. (100 m) in Long reach mode, CAT.5E HDC, Cat5e STP, and Cat6 STP cables are recommended.

Connection Diagram



4K@60 HDBaseT Transmitter with 2 Inputs & 3/5 Outputs | HDC-TH21UHD/HDC-TH421UHD



The HDC-TH21UHD and HDC-TH421UHD are two-input receivers with EDID emulator for sending HDMI, DVI, and HDBaseT input signals at up to 4K@60 (4:4:4) over a Category cable without compression or processing. Input video signals are converted to HDBaseT format and can be transmitted up to 100 m (328 ft.); 1080p (24 bit) video signals can be sent up to 150 m (492 ft.) in Long reach mode. The HDC-TH21UHD/HDC-TH421UHD includes one HDMI output and two/four HDBaseT outputs. The HDMI OUT1 enables down conversion outputting 4K input video at 1080p automatically depending on sink device status. The two video inputs can be controlled by the front panel or an external controller. For video signal that is distributed to an HDMI/DVI and HDBaseT simultaneously, video/audio can be off for each output. The HDC-TH21UHD/HDC-TH421UHD also features Daisy chain for extending and distributing video, audio, and control signals. In addition, digital audio signals can be de-embedded onto the analog output signals. It supports bidirectional RS-232C communication and LAN transmission.

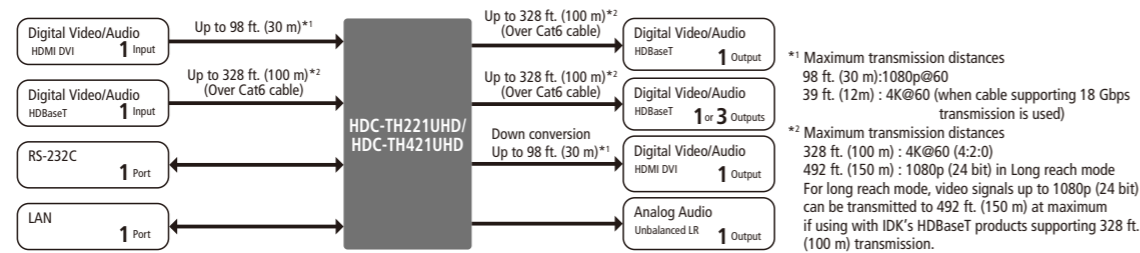


Features

Video	<ul style="list-style-type: none"> Up to 4K@60 (4:4:4) • HDCP 1.4/2.2 • HDR • 3D • x.v.Color Up to 328 ft. (100 m) 4K@60 over CAT.5E HDC/Cat5e STP/Cat6 STP cable Transmission over Cat5e UTP cable*1 Up to 328 ft. (100 m) over Cat6 UTP cable*2 Up to 492 ft. (150 m) in Long reach mode (1080p 60 Hz 24 bit or less)*3 HDMI Transmission distances: <ul style="list-style-type: none"> Up to 98 ft. (30 m): 1080p@60 Up to 39 ft. (12 m): 4K@60 (when cable supporting 18 Gbps transmission is used) No virtual delay (10 μs or less/328 ft. (100 m)) • Each video output OFF • OUT1 supports down conversion (4K to 1080p) • Daisy chain connection • Anti-snow
Audio	• De-embedding
Communication	• Point-to-point (bidirectional) and point-to-multipoint (unidirectional) RS-232C communication • LAN • HDBaseT: RS-232C and LAN are supported
Others	<ul style="list-style-type: none"> EDID emulation • WEB browser control • Status notification • HDBaseT status display • I/O signal status display • Automatic input channel switching • CEC (Pass-through) Connection Reset • Button security lockout • AC adapter with locking mechanism

*1 If exceeding 164 ft. (50 m), CAT.5E HDC, Cat5e STP, and Cat6 UTP/STP cables are recommended. *2 If the 4K format exceeds 230 ft. (70 m), CAT.5E HDC, Cat5e STP, and Cat6 STP cables are recommended. *3 If exceeding 328 ft. (100 m) in Long reach mode, CAT.5E HDC, Cat5e STP, and Cat6 STP cables are recommended.

Connection Diagram



4K@60 HDBaseT Receiver with 2 Inputs & 3/5 Outputs | HDC-RH21UHD/HDC-RH421UHD



The HDC-RH21UHD and HDC-RH421UHD are two-input receivers with EDID emulator for sending HDMI, DVI, and HDBaseT input signals at up to 4K@60 over a Category cable without compression or processing. Input video signals are converted to HDBaseT format and can be transmitted up to 100 m (328 ft.); 1080p (24 bit) video signals can be sent up to 150 m (492 ft.) in Long reach mode. The HDC-RH21UHD/HDC-RH421UHD includes two/four HDMI outputs and one HDBaseT output. The HDMI OUT1 enables down conversion outputting 4K input video at 1080p automatically or manually depending on sink device status. The two video inputs can be controlled by the front panel or an external controller. For video signal that is distributed to an HDMI/DVI and HDBaseT simultaneously, video/audio can be off for each output. The HDC-RH21UHD/HDC-RH421UHD also features Daisy chain for extending and distributing video, audio, and control signals. In addition, digital audio signals can be de-embedded onto the analog output signals. It supports bidirectional RS-232C communication and LAN transmission.

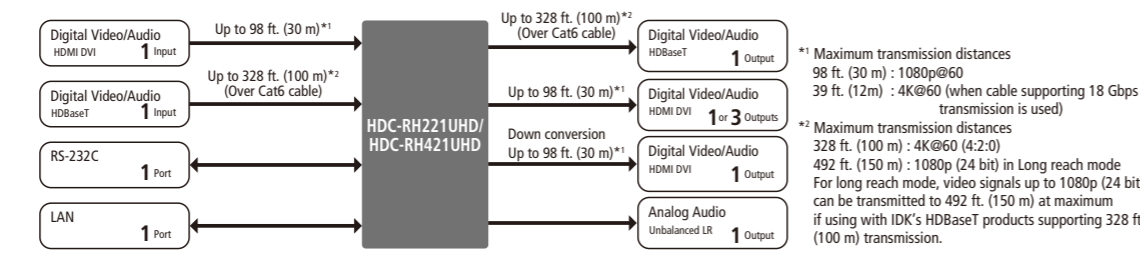


Features

Video	<ul style="list-style-type: none"> Up to 4K@60 (4:4:4) • HDCP 1.4/2.2 • HDR • 3D • x.v.Color Up to 328 ft. (100 m) 4K@60 over CAT.5E HDC/Cat5e STP/Cat6 STP cable Transmission over Cat5e UTP cable*1 Up to 328 ft. (100 m) over Cat6 UTP cable*2 Up to 492 ft. (150 m) in Long reach mode (1080p 60 Hz 24 bit or less)*3 HDMI Transmission distances: <ul style="list-style-type: none"> Up to 98 ft. (30 m): 1080p@60 Up to 39 ft. (12 m): 4K@60 (when cable supporting 18 Gbps transmission is used) No virtual delay (10 μs or less/328 ft. (100 m)) • OUT1 supports down conversion (4K to 1080p) • Each video output OFF • Daisy chain connection • Anti-snow
Audio	• De-embedding
Communication	• Point-to-point (bidirectional) and point-to-multipoint (unidirectional) RS-232C communication • LAN • HDBaseT: RS-232C and LAN are supported
Others	<ul style="list-style-type: none"> EDID emulation • WEB browser control • Status notification • HDBaseT status display • I/O signal status display • Automatic input channel switching CEC (Pass-through) • Connection Reset • Button security lockout • AC adapter with locking mechanism

*1 If exceeding 164 ft. (50 m), CAT.5E HDC, Cat5e STP, and Cat6 UTP/STP cables are recommended. *2 If the 4K format exceeds 230 ft. (70 m), CAT.5E HDC, Cat5e STP, and Cat6 STP cables are recommended. *3 If exceeding 328 ft. (100 m) in Long reach mode, CAT.5E HDC, Cat5e STP, and Cat6 STP cables are recommended.

Connection Diagram



HDBaseT Power Injector | HDC-P1502



The HDC-P1502 is a single port power injector that supplies power to a PoH transmitter and receiver, such as HDC-TH100WP (Wall-plate HDMI category cable transmitter). Since the injector provides power to a transmitter and receiver (up to 15 W per device) simultaneously by installing within the HDBaseT transmission line, it eliminates the need for a local power supply. The HDC-P1502 stops supplying power if detecting PoH noncompliant, twisted pair cable's short, overload, and heat problem.

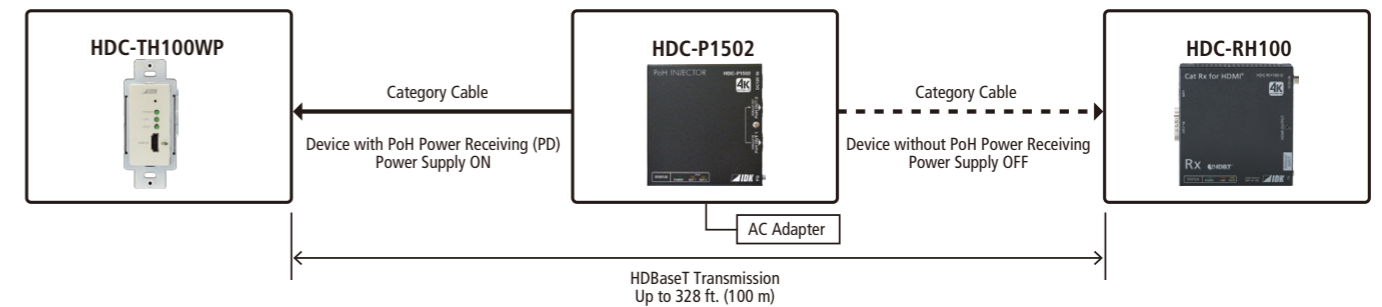
Features

Video	<ul style="list-style-type: none"> Up to 4K@60 (4:2:0) • HDCP 1.4/2.2 (Pass-through) Cat5e UTP cable transmission Up to 328 ft. (100 m) 4K@60 over CAT.5E HDC/Cat5e STP/Cat6 STP cable Up to 328 ft. (100 m) over Cat6 UTP cable at 1080p (24 bit) Up to 492 ft. (150 m) in Long reach mode 1080p 60 Hz 24 bit or less*
Others	<ul style="list-style-type: none"> PoH (IEEE 802.3af) • Status monitor Power supply to transmitter and receiver simultaneously Supply power in Long reach mode AC adapter with locking mechanism Up to 4 units can be installed in a 1U rack

*If using with IDK's HDBaseT products supporting 328 ft. (100 m) transmission



Application Example



HDMI Coaxial Cable Extender | COS-100HD

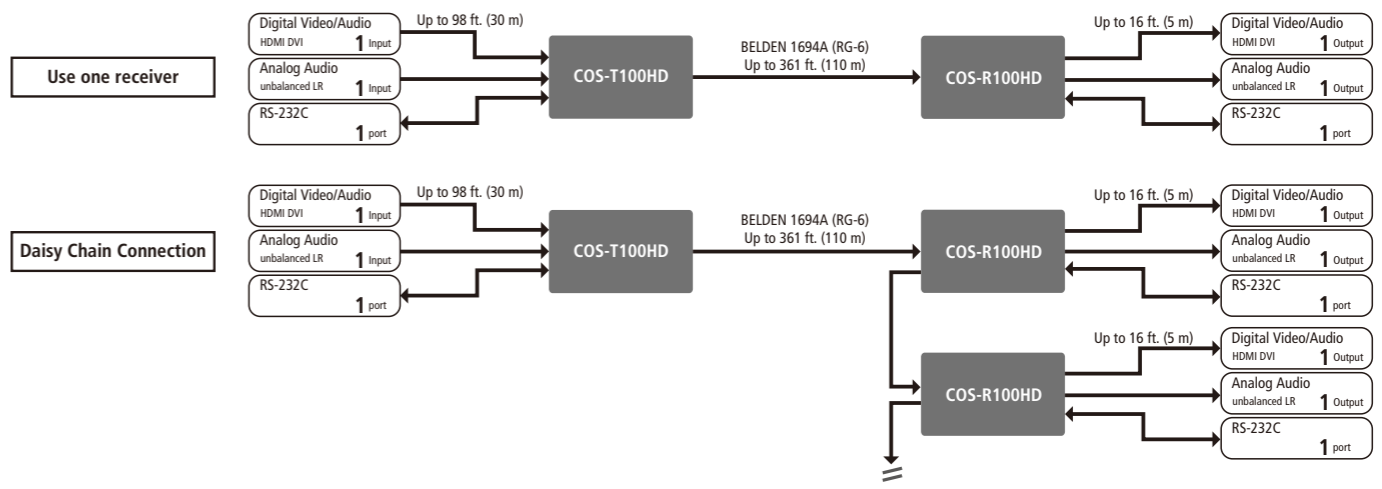
The COS-100HD HDMI Coaxial Cable Extender is an extender for transmission of HDMI signals using a coaxial cable. The receiver supports Daisy Chain connection and bidirectional communication via RS-232C. The COS-100HD enables HDMI transmission using the existing coaxial cables. A digital audio input and an analog audio input are switch selectable.



Features

Video	<ul style="list-style-type: none"> Up to 1080p/QWVGA (Reduced Blanking) • HDCP 1.4 Up to 558 ft. (170 m) over BELDEN 7731A (RG-11) cable Up to 361 ft. (110 m) over BELDEN 1694A (RG-6) cable Up to 328 ft. (100 m) over BELDEN 1505A (RG-59) cable Transmitter HDMI input: Up to 98 ft. (30 m) Daisy chain connection • Anti-snow
Audio	• Embedding/De-embedding
Communication	• Bidirectional RS-232C
Others	<ul style="list-style-type: none"> EDID emulation • Connection Reset • Built-in test pattern/tone output Displaying I/O signal status (7-segment OSD) Transmit HDMI and serial signal using one coaxial cable

Connection Diagram



4K@60 HDMI Distribution Amplifier with 1 Input & 2 to 8 Outputs | VAC-S Series



The VAC-S series is a 1x2/4/6/8 HDCP 2.2 compliant distribution amplifier for HDMI signals at resolutions up to 4K@60 (4:4:4). OUT1 includes a down converter that enables 4K input video signals to be converted automatically to 1080p if the sink device does not support 4K. It also features audio de-embed function. Output signal can be set to muted (black screen) or disabled for each channel separately. Input and output signals of VAC-S in the system can be monitored from WEB browser for problem analysis.

Features

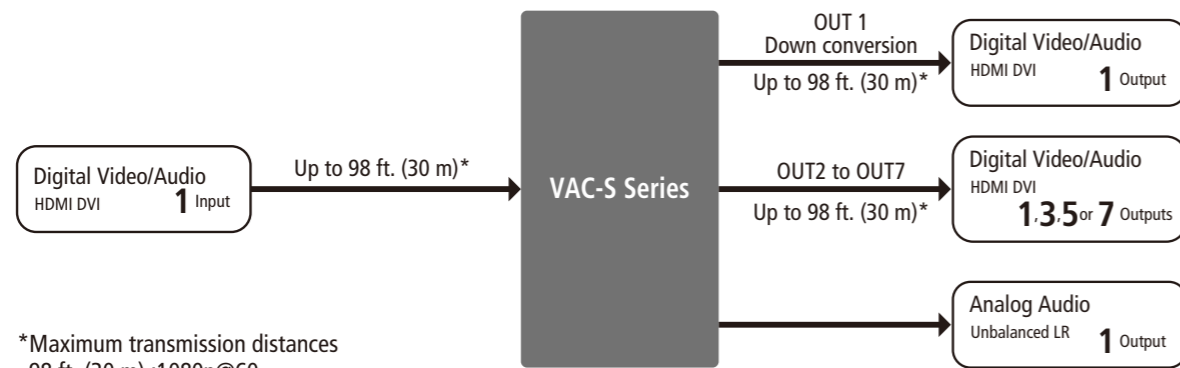
Video	<ul style="list-style-type: none"> Up to 4K@60 (4:4:4) HDCP 1.4/2.2 HDR 3D x.v.Color HDMI Transmission distances: <ul style="list-style-type: none"> Up to 98 ft. (30 m): 1080p@60 Up to 39 ft. (12 m): 4K@60 (when cable supporting 18 Gbps transmission is used) Each video output OFF OUT1 supports down conversion (4K to 1080p) Anti-snow
Audio	<ul style="list-style-type: none"> De-embedding
Control input	<ul style="list-style-type: none"> LAN
Others	<ul style="list-style-type: none"> Status notification I/O signal status display EDID emulation DDC buffer WEB browser control CEC (Pass-through) Connection Reset Button security lockout AC adapter with locking mechanism System check



Models

Model Number	input	output
VAC-S12U	1	2
VAC-S14U	1	4
VAC-S16U	1	6
VAC-S18U	1	8

Connection Diagram



*Maximum transmission distances
 98 ft. (30 m) : 1080p@60
 39 ft. (12m) : 4K@60 (when cable supporting 18 Gbps transmission is used)

4K@60 HDMI Switcher with 2/4 Inputs and 1 Output | IMP-S Series



The IMP-S series is an HDCP 2.2-compliant 4K@60 HDMI switcher with two (2) inputs/four (4) inputs and one (1) output. Digital audio of selected input channel can be de-embedded to analog audio. The switcher also includes RS-232C and LAN as communication ports that offer remote setting from WEB browser or control commands. Additionally, contact inputs/tally outputs enable the IMP-S series to be controlled from the PC I/O board and a control box.

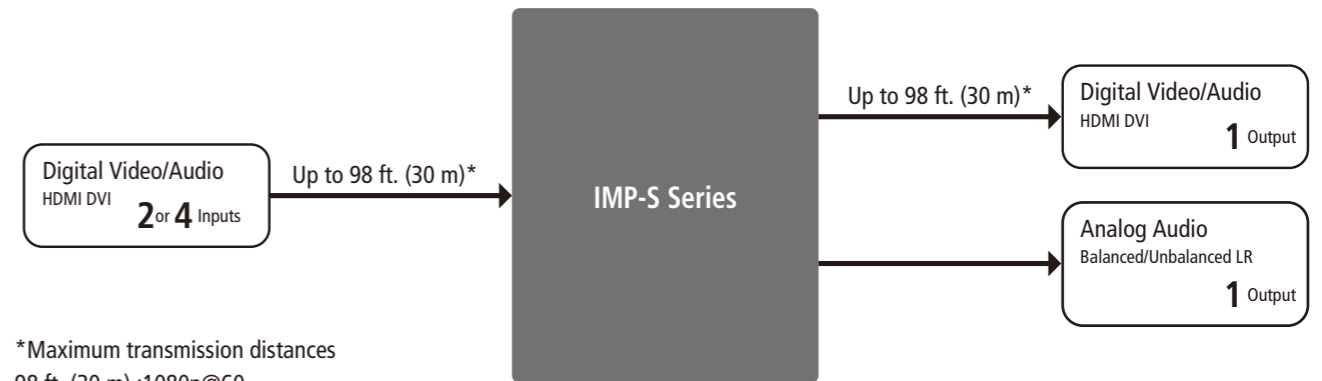
Features

Video	<ul style="list-style-type: none"> Up to 4K@60 (4:4:4) HDCP 1.4/2.2 HDR 3D x.v.Color HDMI Transmission distances <ul style="list-style-type: none"> 1080p@60: Up to 98 ft. (30 m) 4K@60: Up to 39 ft. (12 m) (when cable supporting 18 Gbps transmission is used) Anti-Snow
Audio	<ul style="list-style-type: none"> De-embedding
Communication	<ul style="list-style-type: none"> RS-232C LAN Contact closure
Others	<ul style="list-style-type: none"> EDID emulation All functions and configuration settings accessible through browser Automatic input switching Input channel sequence switching DDC buffer Last memory Connection Reset Button security lockout

Models

Model Number	input	output
IMP-S21U	2	1
IMP-S41U	4	1

Connection Diagram



*Maximum transmission distances
 98 ft. (30 m) : 1080p@60
 39 ft. (12m) : 4K@60 (when cable supporting 18 Gbps transmission is used)



4K@60 Multi-Window Video Processor with 4 Inputs & 1 Output | ICP-401UHD



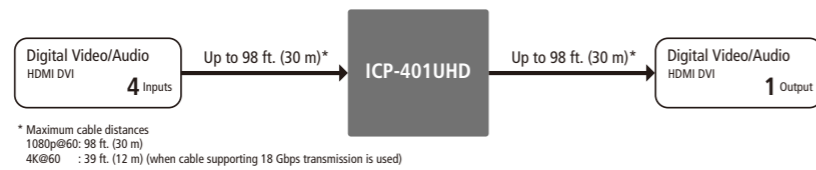
The ICP-401UHD 4K@60 is a multi-window processor that simultaneously displays up to four images on a single screen with any layout setup. Up to four input sources are supported via HDMI inputs. The ICP-401UHD can be operated as a truly seamless switcher with four inputs and one output in single-window display mode. The ICP-401UHD includes LAN ports as communication ports for remote control.

Features

Video	<ul style="list-style-type: none"> Up to 4K@60 (4:4:4) HDCP 1.4/2.2 Motion adaptive interlaced/progressive conversion Scan conversion Aspect ratio control Truly seamless switching (Single-window display)* Anti-snow
Audio	<ul style="list-style-type: none"> Volume adjustment (Input/Output)
Video combination	<ul style="list-style-type: none"> Simultaneous display of up to 4 input images on a screen Window settings <ul style="list-style-type: none"> Background color Layout order Displaying/hiding Position/size Title character CUT/FADE switching effect 32 window layout patterns
Control input	<ul style="list-style-type: none"> LAN
Others	<ul style="list-style-type: none"> EDID emulation All functions and configuration settings accessible through browser Preset memory Last memory Connection Reset Button security lockout

*Seamless switching with a black frame when video combination is enabled.

Connection Diagram



ICP-401UHD

USB-C to HDMI Converter with 2 Inputs & 1 Output | IFC-V21U

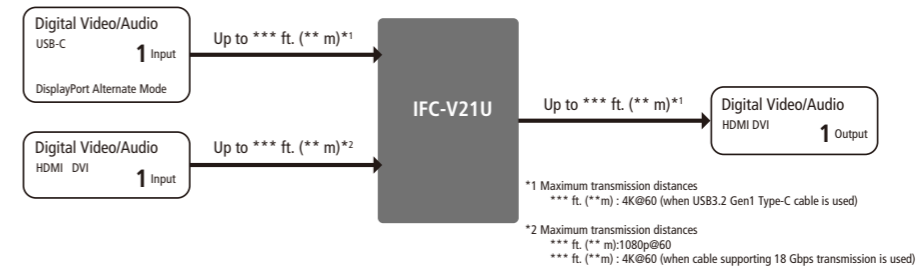


The IFC-V21U converts DisplayPort Alternate Mode signals of USB-C to HDMI at resolutions up to 4K@60. The converter includes two inputs, one (1) USB-C and one (1) HDMI, and a single HDMI output. One of the inputs is output in HDMI format. Using the IFC-V21U provides a simple way to convert USB-C to HDMI and can be paired with IDK's wide variety of HDMI products.

Features

Video	<ul style="list-style-type: none"> Supports USB-C/HDMI 2 inputs DisplayPort Alternate Mode to HDMI conversion Up to 4K@60 (4:4:4) HDCP 1.4/2.2 HDMI Transmission distances <ul style="list-style-type: none"> 1080p@60: Up to 00 ft. (00 m) 4K@60: Up to 00 ft. (00 m) (when cable supporting 18 Gbps transmission is used)
Others	<ul style="list-style-type: none"> Automatic input channel switching EDID emulation Last memory Anti storm Connection Reset Security lock

Connection Diagram



IFC-V21U



4K@60 HDMI Frame Synchronizer/Scaler | DFS-01UHD



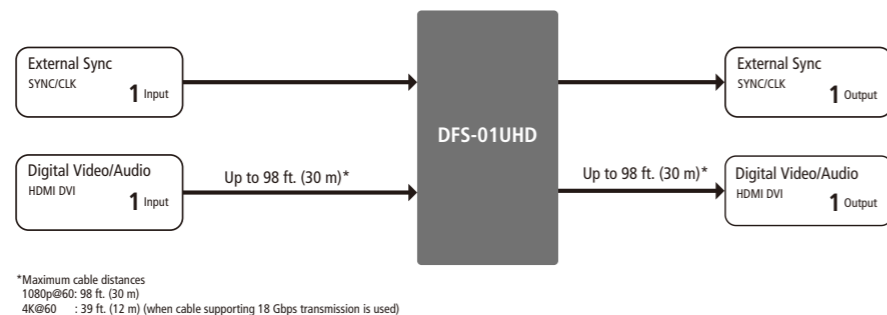
The IDK DFS-01UHD is a digital frame synchronizer with a scan converter 1 input and 1 output. For video input, 1 digital input is included and HDMI or DVI signals can be input. Input video signals are converted to HDMI signals and output at a resolution up to 4K@60. Audio volume can be controlled. The lip sync function corrects the gap between the video and audio. This switcher also has a LAN port as communication ports for control to enable you to set menus remotely.

Features

Video	<ul style="list-style-type: none"> Up to 4K@60 (4:4:4) HDCP 1.4/2.2 Motion adaptive interlaced/progressive conversion Horizontal flip Scan conversion Aspect ratio control Video rotation (by 90 degrees)* External synchronization I/O for videowall Anti-snow
Audio	<ul style="list-style-type: none"> Volume adjustment Lip Sync
Control input	<ul style="list-style-type: none"> LAN
Others	<ul style="list-style-type: none"> CEC (Pass-through) EDID emulation All functions and configuration settings accessible through browser Preset memory Last memory Connection Reset Button security lockout System check

*For 4K format and dot clock of 165 MHz or more, only 180-degree rotation is supported.

Connection Diagram



DFS-01UHD

4K@60 HDMI Audio Embedder/De-Embedder | UHDS-01

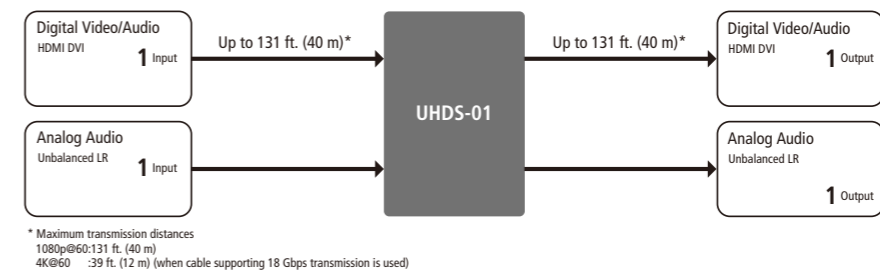


The IDK UHDS-01 HDMI audio de-embedder/embedder supports HDCP 2.2 for HDMI output and 4K@60 having four times the resolution of full HD. The UHDS-01 HDMI converts the digital audio to analog audio, and it also can convert analog audio to digital audio in order to input HDMI signals.

Features

Video	<ul style="list-style-type: none"> Up to 4K@60 (4:4:4) HDCP 1.4/2.2 HDR 3D x.v.Color Transmission distances <ul style="list-style-type: none"> 1080p@60: Up to 131 ft. (40 m) 4K@60: Up to 39 ft. (12 m) (when cable supporting 18 Gbps transmission is used)
Audio	<ul style="list-style-type: none"> Anti-snow Embedding/De-embedding
Others	<ul style="list-style-type: none"> EDID emulation DDC buffer CEC (Pass-through) Displaying I/O signal status Connection Reset

Connection Diagram



UHDS-01

4K@60 HDMI EDID Emulator/Cable Equalizer | DDC-03UHD



The IDK DDC-03UHD is a 4K@60 and HDCP 2.2 supported EDID emulator. It includes the built-in EDID to offer plug-and-play between a PC and monitor. The cable equalization for input and CDR (Clock Data Recovery which repairs input signal deteriorated by the transmission line) enable long-haul video transmission.

Features

Video	<ul style="list-style-type: none"> •Up to 4K@60 (4:4:4) •HDCP 1.4/2.2 (Pass-through) •HDR •3D •x.v.Color •Automatic input signal equalization Input: Up to 98 ft. (30 m) (1080p@60) Up to 39 ft. (12 m) (4K@60) (when cable supporting 18 Gbps transmission is used)
Audio	<ul style="list-style-type: none"> •Audio input enabled/disabled
Others	<ul style="list-style-type: none"> •EDID emulation •CEC (Pass-through) •DDC buffer •Clock Data Recovery •HDCP input enabled/disabled •Connection Reset pass-through



DDC-03UHD

Connection Diagram



*1 Maximum cable distances
1080p@60: 98 ft. (30 m)
4K@60 : 39 ft. (12 m) (when cable supporting 18 Gbps transmission is used)

*2 Maximum cable distances
1080p@60: 66 ft. (20 m)
4K@60 : 26 ft. (8 m) (when cable supporting 18 Gbps transmission is used)

Thumbnail Previewer | PRV-100

The PRV-100 creates and displays thumbnails for previewing HDMI input signals, and it encodes video signals into H.264 format and streams the encoded video. Unicast and multicast transmission are supported. The PRV-100 can be set and controlled from WEB browser.

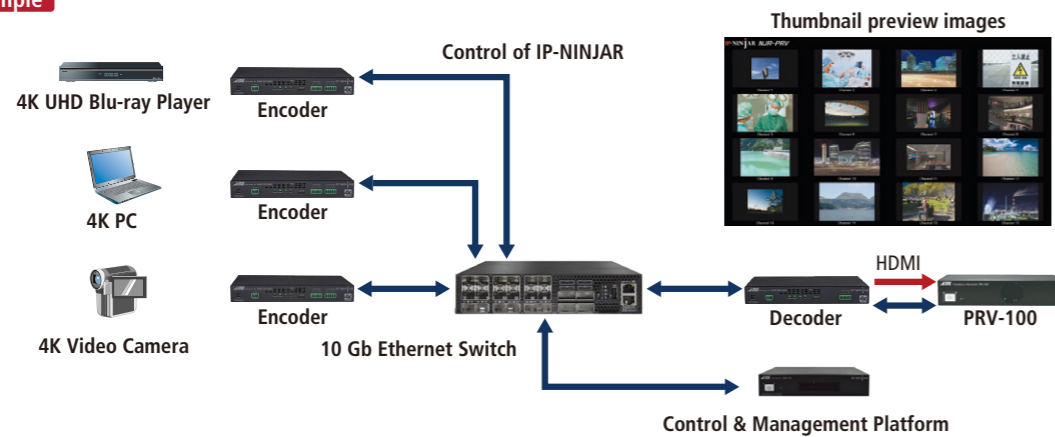
Features

Thumbnail preview	<ul style="list-style-type: none"> •Capturing and viewing up to 100 video channels periodically •Free thumbnail preview layout •Up to 128 layouts can be registered
Encode	<ul style="list-style-type: none"> •H.264 encoder •Unicast or multicast transmission
External control	<ul style="list-style-type: none"> •WEB browser control - No need to install software •Images of multi sources can be checked on a single screen by using the PRV-100 with IDK's HDMI products
Others	<ul style="list-style-type: none"> •AC adapter with locking mechanism



PRV-100

Application Example



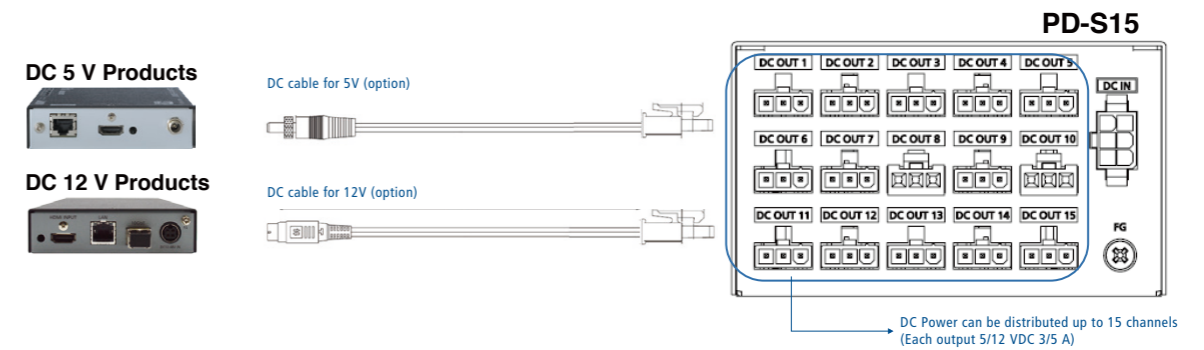
Power Distribution Unit with 5/12 V, 15 Outputs | PD-S15

The PD-S15 is a power distribution unit with 5 V and 12 VDC power. By using a dedicated DC power cable (sold separately), the PD-S15 supplies power to up to 15 IDK products which operate via an AC adapter.

Features

Power supply	<ul style="list-style-type: none"> •DC 5/12 V 3/5 A output to 15 channels •Overcurrent protection
Others	<ul style="list-style-type: none"> •DC Cable with rocking mechanism

Application Example



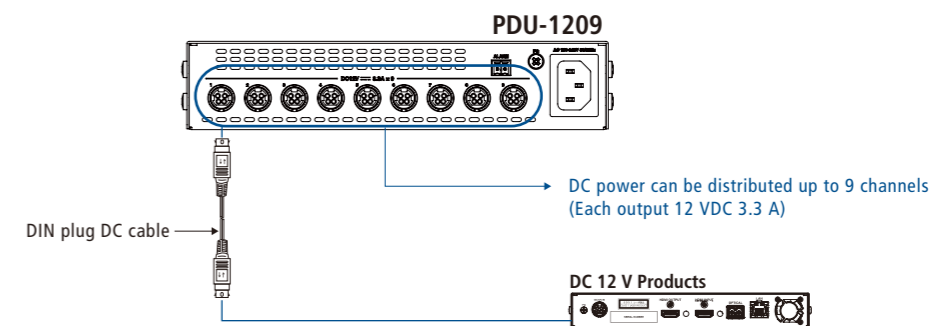
Power Distribution Unit with 12 V, 9 Outputs | PDU-1209

The PDU-1209 is a power distribution unit that provides power for up to nine compatible model devices. The PDU-1209 has overcurrent protection. If the PDU-1209 detects a power failure or a fan failure, the appropriate front panel LED is illuminated and the PDU-1209 outputs a warning alarm.

Features

Power supply	<ul style="list-style-type: none"> •DC 12 V 3.3 A output to 9 channels •Overcurrent protection
Others	<ul style="list-style-type: none"> •Alarm output (DC or fan failure) •DC cable with locking mechanism

Application Example



Programmable Button Controller | SWC-2000

The SWC-2000 is a remote programmable button controller. Control command can be registered and linked to the buttons by using web browser. The SWC-2000 can control connected units which are connected via LAN or RS-232C. The SWC-2000 can be used on a desk or mounted to a rack.

Features

- Remote controlling IDK products over LAN or RS-232C
- 16 control command buttons (Up to 10 commands per button)
- PLink
- Standby
- Button security lockout
- Up to 32 commands can be registered over WEB browser
- Settable LED flashing time
- EIA rack and tabletop mountable



Optional For SWC-2000

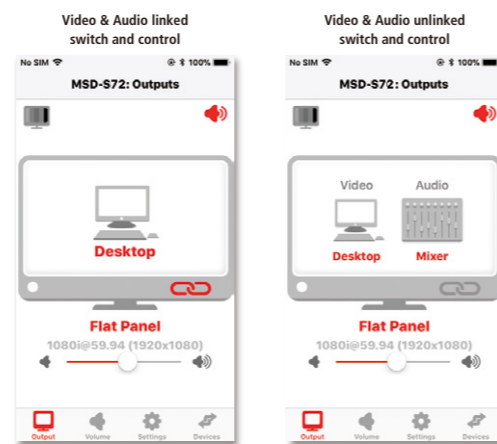
Product	SWC-2000	
Bracket drawing		
The number of units	1	2
Part number	RM-SWC2001	RM-SWC2002

Native Application for Smartphone & Tablets | iq System

"iq System" is a native app for Smart Phones & Tablets, enabling intuitive control of IDK products. It is an excellent choice for conference rooms, classrooms, meeting spaces and beyond.



THE LANGUAGE OF SIMPLICITY



Features

iq + MOBILE DEVICE = SYSTEM CONTROL

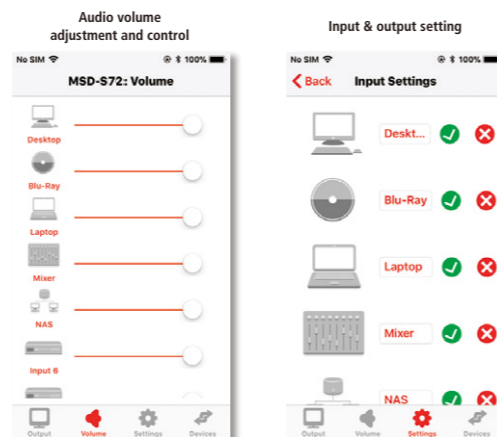
- Bring your own device (BYOD) - iPhone, iPad & Android apps put you directly in command
- Elegant, simple and intuitive - single layer "graphic language" makes any system cohesive
- Ready to use - no complicated programming
- User definable naming and icon selection
- Advanced features supporting permissioning and workgroup definition
- System control is provided simultaneously for multiple users and devices
- Control third party equipment

BENEFITS

- Instant solution for AV system control - use your existing mobile devices
- No need for third party control systems - no need for application specific hardware
- Wireless, portable and can be enabled on multiple user's devices or on "in-room" devices
- Is entirely scalable - control one device today and an entire system tomorrow
- Intuitive, requiring only very casual user instruction
- Creates a seamless, single layer system control experience
- Select source & target device by name/icon

SWIPE • TAP • CONTROL

- Swipe to select display and review system status
- Graphically meaningful icons for immediate recognition of command types
- Tap to link or un-link video and audio sources
- Swipe to control presentation volume and input audio level settings
- Instant mute control
- Input signal presence and system status indication
- Preset memory recall



Standard Resolutions

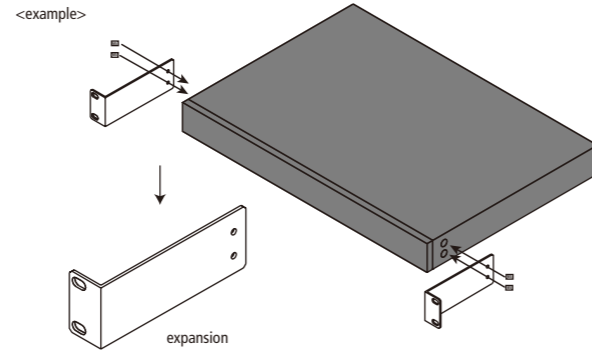
Resolution	General Name	Dot Clock	Horizontal Frequency	Vertical Frequency	Aspect Ratio
640×480	VGA	25.175 MHz	31.469 kHz	59.54 Hz	4 : 3
800×600	SVGA	40 MHz	37.879 kHz	60.317 Hz	4 : 3
1024×768	XGA	65 MHz	48.363 kHz	60.004 Hz	4 : 3
1280×720	720p (HDTV)	74.25 MHz	45 kHz	60 Hz	16 : 9
1280×768	WXGA	79.5 MHz	47.776 kHz	59.87 Hz	15 : 9
1280×800	WXGA	83.5 MHz	49.702 kHz	59.81 Hz	16 : 10
1280×960	Quad-VGA	108 MHz	60 kHz	60 Hz	4 : 3
1280×1024	SXGA	108 MHz	63.98 kHz	60.02 Hz	5 : 4
1300×768	WXGA	85.5 MHz	47.712 kHz	60.015 Hz	16 : 9
1366×768	WXGA	85.5 MHz	47.712 kHz	59.79 Hz	16 : 9
1400×1050	SXGA+	121.75 MHz	65.317 kHz	59.978 Hz	4 : 3
1440×900	WXGA+	106.5 MHz	55.935 kHz	59.887 Hz	16 : 10
1600×900 (RB)*	WXGA++	108 MHz	60 kHz	60 Hz	16 : 9
1600×1200	UXGA	162 MHz	75 kHz	60 Hz	4 : 3
1680×1050	WSXGA+	146.25 MHz	65.29 kHz	59.954 Hz	16 : 10
1920×1080	1080i (HDTV)	74.175 MHz	33.716 kHz	59.94 Hz	16 : 9
1920×1080	Interlace	74.175 MHz	67.5 kHz	59.94 Hz	16 : 9
1920×1080	1080p (HDTV)	148.5 MHz	66.587 kHz	60 Hz	16 : 9
1920×1080	CEA-861 standards	148.5 MHz	66.587 kHz	60 Hz	16 : 9
1920×1080 (RB)*	VESA CVT standards	138.5 MHz	67.158 kHz	59.934 Hz	16 : 9
1920×1080	VESA CVT standards	173 MHz	67.158 kHz	59.963 Hz	16 : 9
1920×1200 (RB)*	WUXGA	154 MHz	74.038 kHz	59.95 Hz	16 : 10
1920×1200	WUXGA	193.25 MHz	74.556 kHz	59.885 Hz	16 : 10
2048×1152 (RB)*	QWXGA	162 MHz	72.000 kHz	60.000 Hz	16 : 9
2560×1440 (RB)*	WQHD	241.5 MHz	88.787 kHz	59.951 Hz	16 : 9
2560×1600 (RB)*	WQXGA	268.5 MHz	98.713 kHz	59.972 Hz	16 : 10
3840×2160	4K UHD TV HDMI 1.4b standards	297 MHz	67.5 kHz	30 Hz	16 : 9
4096×2160	4K Digital Cinema SMPTE standards	297 MHz	54 kHz	24 Hz	17 : 9 (approx.)
4096×2160 (RB)*	4K VESA DMT standards	556.774 MHz	133.32 kHz	60 Hz	17 : 9 (approx.)
3840×2160	4K UHD TV HDMI 2.0 standards	594 MHz	135 kHz	60 Hz	16 : 9
4096×2160	4K HDMI 2.0 standards	594 MHz	135 kHz	60 Hz	17 : 9 (approx.)

* (RB) = Reduced Blanking

EIA Rack Mounting Hardware/Offset Bracket

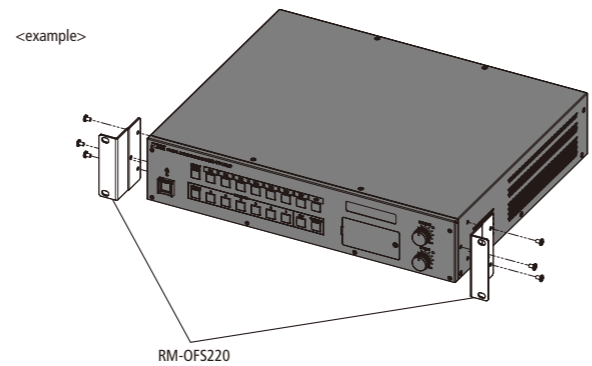

Rack Mounting Offset Bracket

RM-OFS100 for MSD



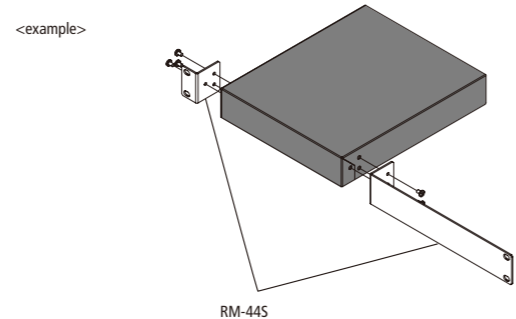
The RM-OFS100 provides clearance for the front panel. This is designed to permit mounting the 1U devices from the rack mounting surface with a cable connected.

RM-OFS220 for MSD-701AMP



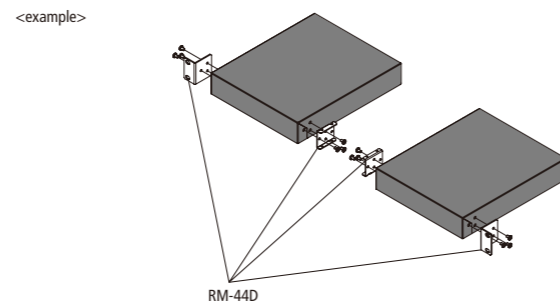

Rack Mounting Hardware for half-rack width products

RM-44S for 1 half-rack width products



RM-44S is for 1 half-rack product.

RM-44D for 2 half-rack width products

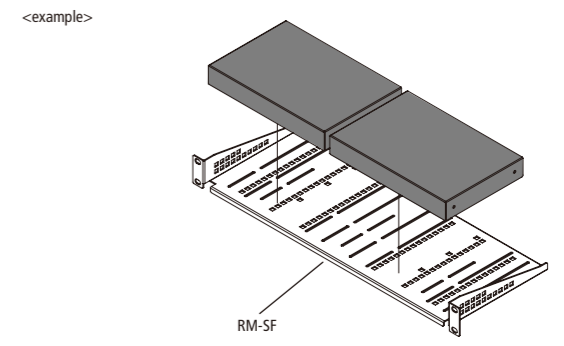


RM-44D is for 2 half-rack products.

EIA Rack Mounting Hardware/Offset Bracket


Rack Mounting Hardware for half & quarter-rack width products

RM-SF Full-rack width tray, (180 mm) depth



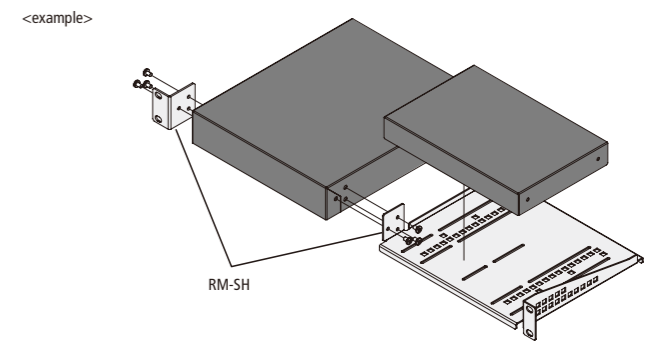
RM-SF is for 4 quarter-rack products, 2 thin type half-rack products with 7.1 in. (180 mm) depth.

RM-SFL Full-rack width tray, (315 mm) depth



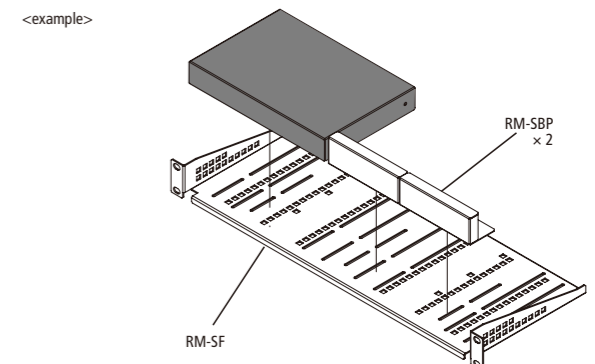
RM-SFL is for 4 quarter-rack products, 2 thin type half-rack products with 12.4 in. (315 mm) depth.

RM-SH Half-rack width tray



RM-SH is for combination of half-rack width and Thin type half-rack width or quarter-rack width.

RM-SBP Blank panel




RM-SBP is quarter-rack blank panel.


EIA Rack Mounting Hardware/Multi-unit Rackmount Chassis

Multi-unit Rackmount Chassis

RM-SV5
for Half-rack width size



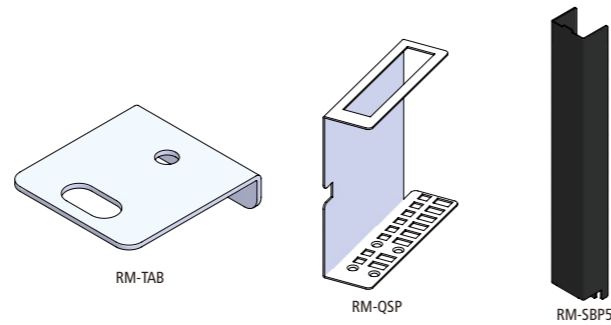
<example>




For products with a height of 30 mm, up to 14 units can be rack-mounted.

Optional

Standard bracket	RM-TAB
Bracket for EIA 1/4 width products	RM-QSP
Blank panel	RM-SBP5



RM-SV3
for Quarter-rack width size



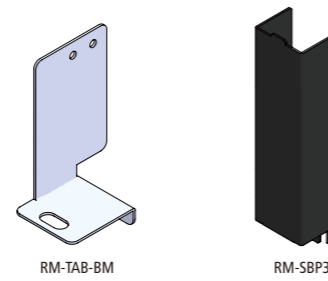
<example>




For products with a height of 30 mm, up to 14 units can be rack-mounted.

Optional

Bracket for HDC-H100/COS-100HD	RM-TAB-BM
Blank panel	RM-SBP3



RM-SV3-BM
for HDC-H100/COS-100HD




<example>



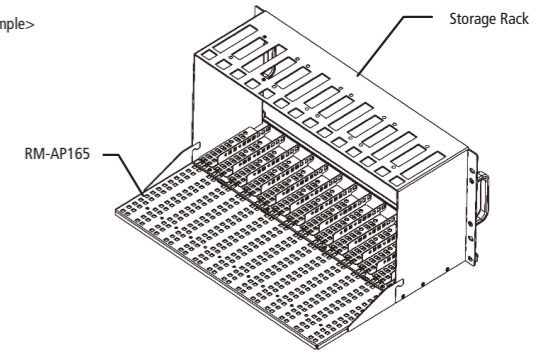
EIA Rack Mounting Hardware/FAN Unit

Multi-unit Rackmount Chassis

RM-AP165
Rear space expansion tray



<example>

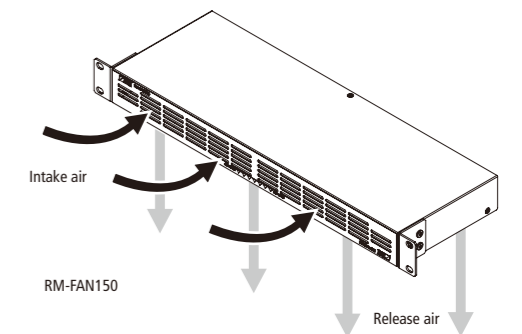


The RM-AP165 provides extra space in the rear side of the RM-SV series.

RF-4
FAN Unit



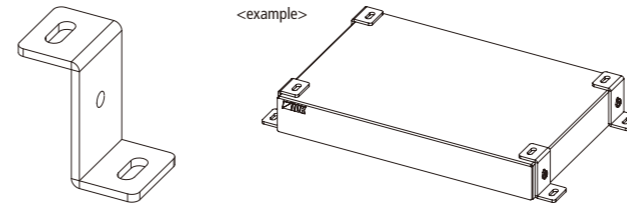
<example>



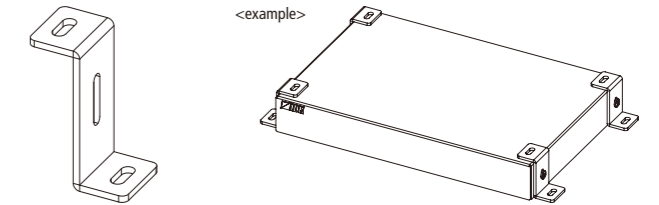
The RF-4 is a cooling fan unit that can be mounted to the rack to avoid rise in internal rack temperature.

Mounting Bracket

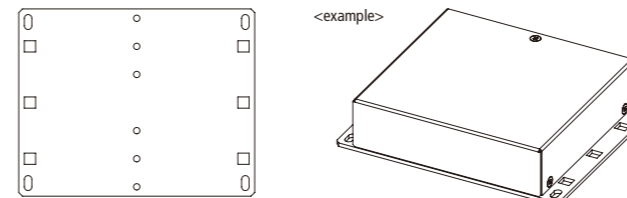
FP-Z30
Mounting Bracket for 30 mm height products



FP-Z42
Mounting Bracket for 42 mm height products



FP-100
Mounting Plate for 100 mm height products



FB-01-10
Cable Lacing Bracket



Headquarters

7-9-1 Chuo, Yamato,
Kanagawa,
242-0021 JAPAN

TEL: +81-46-200-0764
Email: idk_eng@idk.co.jp

IDK America Inc.

72 Grays Bridge Road Suite 1-C,
Brookfield, CT 06804
USA

TEL: +1-203-204-2445
Email: sales@idkav.com

IDK Europe GmbH

Lise-Meitner-Str. 6,
D-40878 Ratingen
Germany

TEL: +49-(0)2102-5783010
Email: info@idkav.eu



All rights reserved.

All specifications, prices, other information are subject to change at any time and should be checked with IDK Corporation or your distributors.

Dimensions quoted are for guidance purpose only.

All products are subject to availability.

Values converted from meters, grams, and other units are rounded off. More detailed information is available on the individual product datasheets.

- The terms HDMI and HDMI High-Definition Multimedia Interface, and the HDMI Logo are trademarks or registered trademarks of HDMI Licensing Administrator, Inc. in the United States and other countries.
- HDBaseT™ is a trademark of HDBaseT Alliance.
- Audinate®, the Audinate logo and Dante are trademarks of Audinate Pty Ltd.
- Any other trademarks are the property of their respective owners.